



PARTS CATALOG

Published

2008/7 (Jul.)

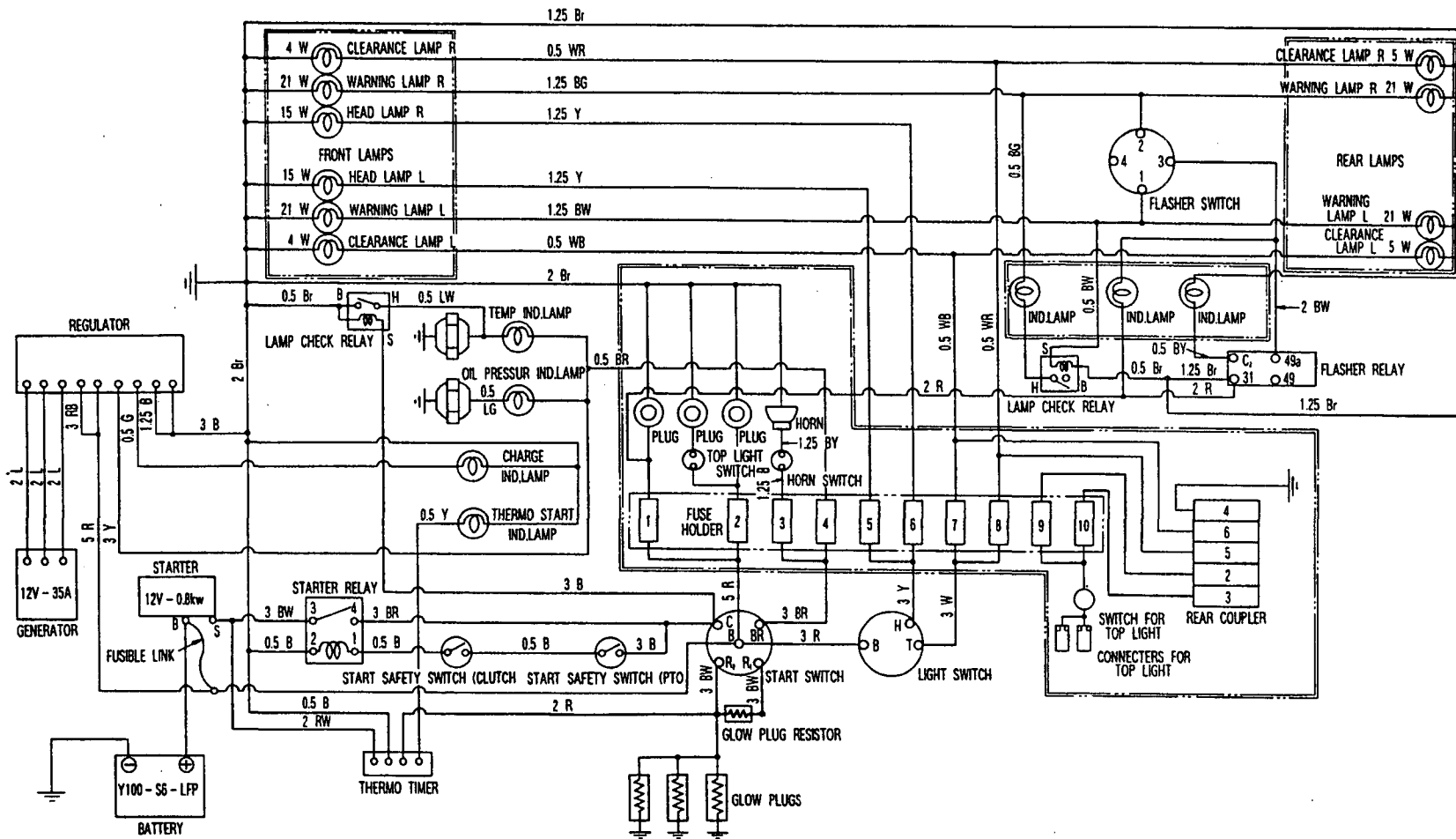
OCT10-G24101

PREFACE

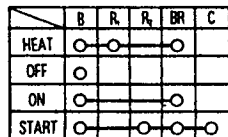
This parts catalog carries all parts incorporated in YANMAR Model YM143-HK & YM143D-HK tractors manufactured since January, 1991.

Each illustration corresponds to the parts list on the following page.

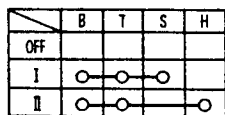
When ordering parts, clearly write down the tractor model, as well as the name and number of each part in your order sheet. This will help insure reliable delivery of the parts you have ordered.



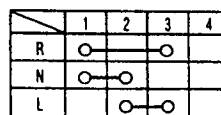
STARTING SWITCH LOGIC CIRCUIT



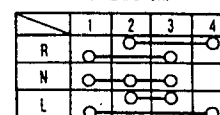
LIGHTING SWITCH LOGIC CIRCUIT



FLASHER SWITCH LOGIC CIRCUIT (HAZARD OFF)



HAZARD SWITCH LOGIC CIRCUIT (HAZARD ON)



CONTENTS

MODEL : YM143(D)-HK(HAKO)
PC NO : OCT10-G24101

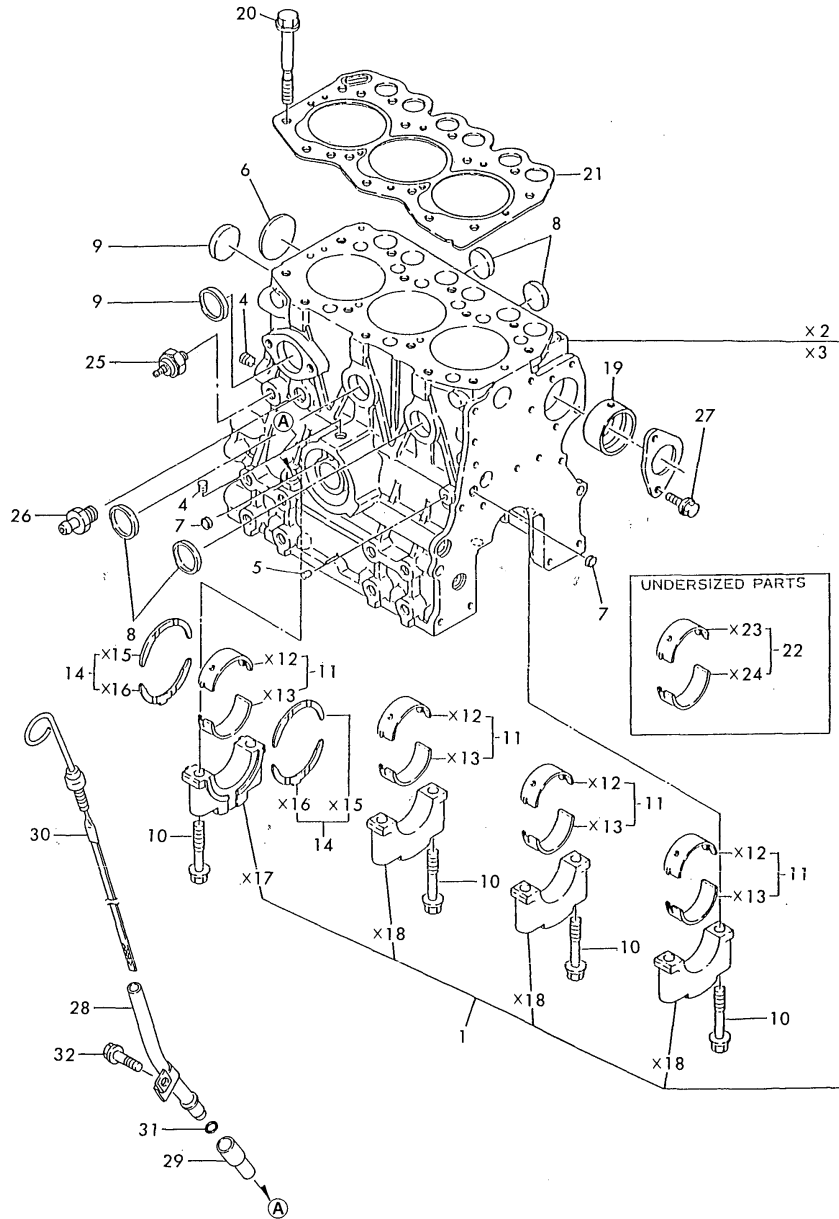
Fig.No.	GROUP NAME
	ENGINE(3TN66-UHK)
1.	CYLINDER BLOCK
2.	GEAR HOUSING
3.	MOUNTING FLANGE & OIL SUMP
4.	CYLINDER HEAD
5.	BONNET
6.	SUCTION & EXHAUST MANIFOLD
7.	CAMSHAFT & DRIVING GEAR
8.	CRANKSHAFT & PISTON
9.	LUB. OIL SYSTEM
10.	COOLING WATER SYSTEM
11.	FUEL INJECTION DEVICE
12.	FUEL LINE
13.	GOVERNOR
14.	STARTING MOTOR
15.	GENERATOR
16.	ELECTRIC PART
17.	GASKET SET & TOOL(OPTIONAL)

	CHASSIS YM143(D)-HK
18.	THROTTLE
19.	FUEL TANK
20.	FRONT PTO DRIVE & CONTROL
21.	FRAME & CENTER PIN
22.	FRONT AXLE(FOR YM143-HK)
23.	RING GEAR OF FRONT AXLE
24.	PROPELLER SHAFT(FOR YM143D-HK)
25.	FRONT AXLE(FOR YM143D-HK)
26.	FRONT SHAFT & FRONT SPINDLE
27.	STEERING

Fig.No.	GROUP NAME
28.	CLUTCH
29.	TRANSMISSION HOUSING
30.	TRANSMISSION GEARS
31.	P.T.O. SHAFT
32.	MAIN SHIFT
33.	RANGE SHIFT & P.T.O. SHIFT
34.	FRONT DRIVE & SHIFT LEVER
35.	RING GEAR & DIFFERENTIAL GEARS
36.	REAR AXLE HOUSING & DIFF. LOCK
37.	FINAL PINION & REAR AXLE SHAFT
38.	BRAKES
39.	PARKING BRAKE
40.	HYDRAULIC PUMP
41.	HYDRAULIC CYLINDER
42.	HYDRAULIC LIFT
43.	HYDRAULIC CONTROL VALVE
44.	HYDRAULIC CONTROL
45.	HYDRAULIC PIPES
46.	ELECTRIC PARTS
47.	HOOD
48.	THREE-POINT HITCH
49.	FRONT P.T.O.

Fig.1. CYLINDER BLOCK

Fig. 1 CYLINDER BLOCK



Remarks
(1) UNDERSIZED(U.S=0.25) PART.

(A)=3TN66-UHK

(B)=

(C)=

(D)=

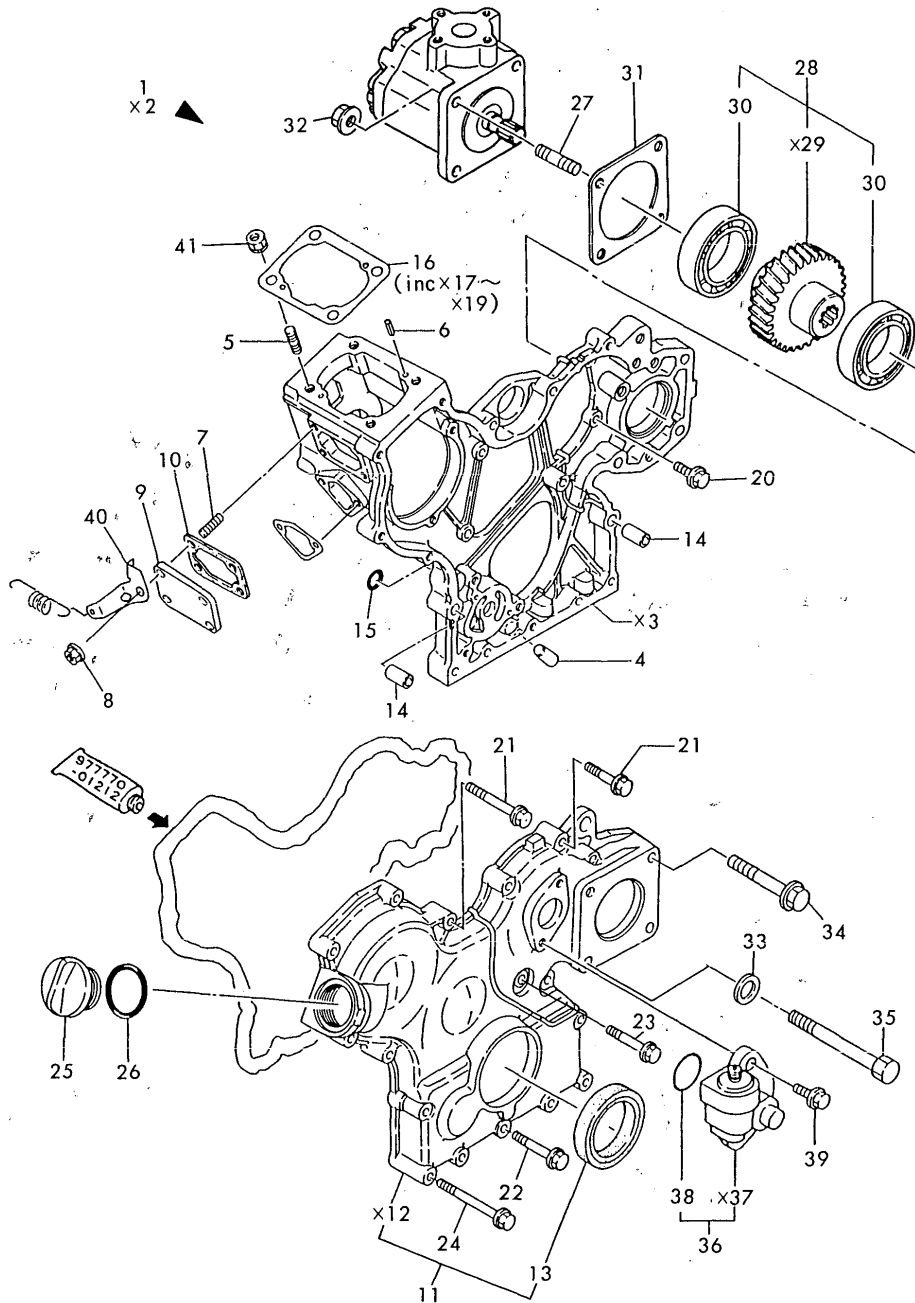
(E)=

(F)=

REF.	LEV.	PARTS NO.	DESCRIPTION	QTY						I	R
				(A)	(B)	(C)	(D)	(E)	(F)		
1	1	719259-01560	BLOCK ASSY, CYLINDER	1							
4	3	124060-01050	PLUG, PT1/8	2							
5	3	27221-060100	PLUG 6X10	1							
6	3	27231-400000	PLUG 40	1							
7	3	27241-100000	PLUG 10	2							
8	3	27241-250000	PLUG 25	4							
9	3	27241-300000	PLUG 30	2							
10	2	119260-02020	BOLT	8							
11	2	719260-02800	MAIN BEARING	4							
14	2	719260-02930	BEARING, THRUST	2							
19	2	119260-02410	BUSH, CAMSHAFT	1							
20	1	119260-01200	BOLT, CYL.HEAD	14							
21	1	119225-01340	GASKET, (NON-ASB.)	1							
22	1	719260-02870	MAIN BEARING US=0.25	4							1
25	1	124160-39450	SWITCH, OIL PRESSURE	1							
26	1	121550-49111	JOINT PT1/4	1							
I 27	1	26106-060122	BOLT M 6X 12 PLATED	2							
28	1	119225-34810	GUIDE, DIPSTICK	1							
29	1	119260-34810	GUIDE, DIPSTICK	1							
30	1	119620-34822	DIPSTICK, LUB. OIL	1							
31	1	24311-240100	O-RING 1A P-10A	1							
32	1	26106-060102	BOLT M 6X 10 PLATED	1							

Fig.2. GEAR HOUSING

Fig. 2 GEAR HOUSING



(A)=3TN66-UHK

(B)=

(C)=

(D)=

(E)=

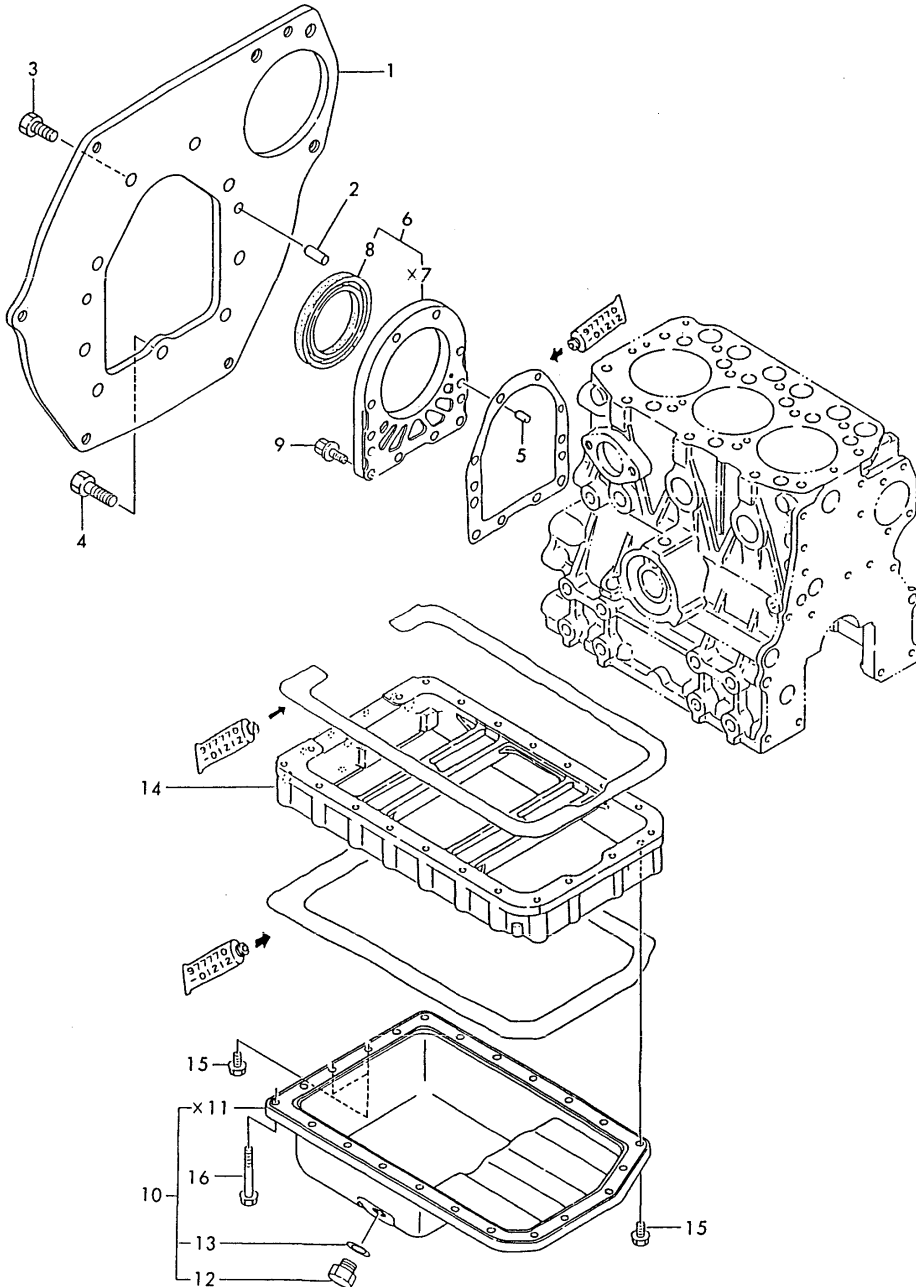
(F)=

REF.	LEV.	PARTS NO.	DESCRIPTION	QTY						I	R
				(A)	(B)	(C)	(D)	(E)	(F)		
1	1	719263-01610	HOUSING ASSY, GEAR	1							
4	3	119260-01510	PLUG	1							
5	3	121450-01560	STUD M 8X 22	4							
6	3	22351-040010	SPRING PIN 4X10	2							
7	2	119660-01570	STUD M6X12	4							
8	2	26366-060002	NUT M 6	4							
9	2	119660-01551	COVER	1							
10	2	119660-01562	GASKET, (NON ASB.)	1							
11	1	119263-01590	COVER ASSY, GEAR CASE	1							
13	2	119620-01800	SEAL HTC456208, OIL	1							
14	1	119660-01911	PIPE, KNOCK	4							
15	1	24311-000120	O-RING 1A P 12.0	2							
16	1	119620-01950	SHIM SET	1							
20	1	26106-060162	BOLT M 6X 16 PLATED	6							
21	1	26106-060302	BOLT M 6X 30 PLATED	4							
22	1	26106-060402	BOLT M 6X 40 PLATED	3							
23	1	26106-060502	BOLT M 6X 50 PLATED	3							
24	1	26106-060652	BOLT M 6X 65 PLATED	6							
I 25	1	124160-01751	CAP, LUB.OIL SUPPLY	1							
I 26	1	24311-000320	O-RING 1A P-32.0	1							
27	1	121450-01560	STUD M 8X 22	1							
28	1	119263-26000	GEAR ASSY, HO-P	1							
30	2	129350-26490	BALL BEARING	2							
31	1	124240-01883	GASKET, (NON ASB.)	1							
32	1	194990-22050	NUT W/WASHER 8	4							
33	1	22137-080000	WASHER 8, POLISHED	2							
34	1	26106-080702	BOLT M 8X 70 PLATED	1							
35	1	26116-081302	BOLT M 8X130 PLATED	2							
36	1	129150-91400	GEAR UNIT, TACHOMETER	1							
38	2	24341-000240	O-RING 1A S-24.0	1							
39	1	26106-060162	BOLT M 6X 16 PLATED	2							
40	1	119656-66910	HOOK	1							
I 41	1	194990-22050	NUT W/WASHER 8	4							W

(A=FROM 1ST)

Fig.3. MOUNTING FLANGE & OIL SUMP

Fig. 3 MOUNTING FLANGE & OIL SUMP



(A)=3TN66-UHK

(B)=

(C)=

(D)=

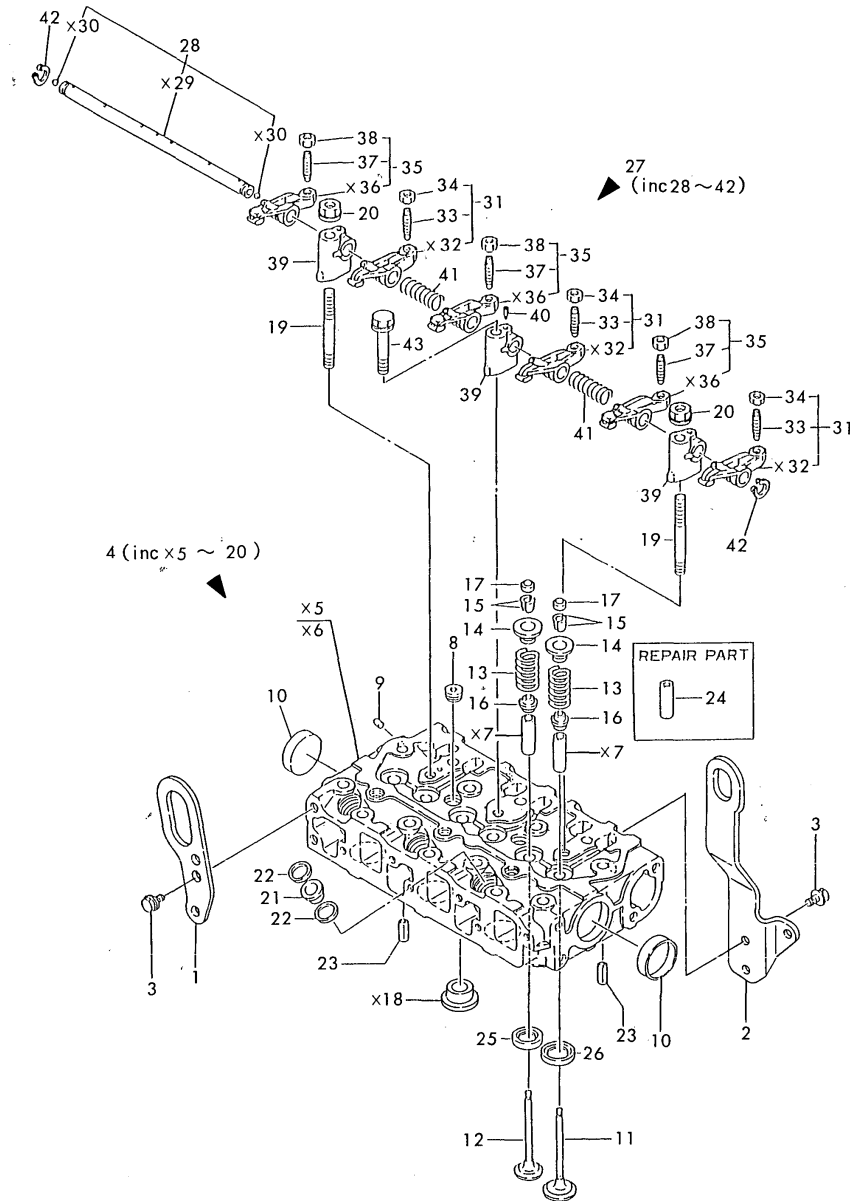
(E)=

(F)=

REF.	LEV.	PARTS NO.	DESCRIPTION	QTY						I	R
				(A)	(B)	(C)	(D)	(E)	(F)		
1	1	119259-01610	FLANGE, MOUNTING	1							
2	1	129100-01580	PARALLEL PIN 8X 16	2							
3	1	26206-100202	BOLT M10X20	6							
4	1	26206-100252	BOLT M10X25	3							
5	1	119620-01620	PARALLEL PIN 6X10	2							
6	1	119660-01640	CASE ASSY, OIL SEAL	1							
8	2	124085-02220	SEAL, OIL	1							
9	1	26106-060222	BOLT M 6X 22 PLATED	10							
10	1	119462-01770	SUMP ASSY, LUB. OIL	1							
12	2	23887-120002	PLUG 12,HEX.	1							
13	2	43400-500450	SEAL WASHER 12	1							
14	1	119454-01721	SPACER, OIL SUMP	1							
15	1	26106-060122	BOLT M 6X 12 PLATED	3							
16	1	26106-060452	BOLT M 6X 45 PLATED	20							

Fig.4. CYLINDER HEAD

Fig. 4 CYLINDER HEAD



Remarks
(1) REPAIR PART.

(A)=3TN66-UHK

(B)=

(C)=

(D)=

(E)=

(F)=

REF.	LEV.	PARTS NO.	DESCRIPTION	QTY						I	R	
				(A)	(B)	(C)	(D)	(E)	(F)			
1	1	119260-07900	LIFTER, ENGINE	1								
2	1	119259-07900	LIFTER	1								
3	1	26106-080142	BOLT M 8X 14 PLATED	4								
4	1	719259-11700	HEAD ASSY, CYLINDER	1								
8	3	121850-11860	PLUG PT1/4	2								
I 8-1	3	23871-020000	PLUG PT1/4,SCREW	2								N
(A=E# 27135)												
9	3	27221-050080	PLUG 5X 8	1								
10	3	27241-350000	PLUG 35	2								
I 11	2	119260-11100	VALVE, SUCTION	3								
I 12	2	119260-11110	VALVE, EXHAUST	3								
I 13	2	114250-11120	SPRING, VALVE	6								
I 14	2	114250-11180	RETAINER, SPRING	6								
I 15	2	114250-11190	COTTER	12								
I 16	2	119260-11340	SEAL, VALVE STEM	6								
I 17	2	119260-11370	CAP, VALVE	6								
I 19	2	119620-11350	STUD	2								
I 20	2	26366-080002	NUT M 8	2								
I 21	1	119600-11450	PROTECTOR, NOZZLE	3								
I 22	1	119600-11460	GASKET, NOZZLE	6								
I 23	1	22351-060012	SPRING PIN 6X12	2								
24	1	119260-11800	GUIDE, VALVE	6								1
25	1	124190-11090	SEAT, EXHAUST VALVE	3								1
26	1	124190-11080	SEAT, SUCTION VALVE	3								1
27	1	119260-11200	SUPPORT ASSY, ARM	1								
28	2	119260-11240	SHAFT ASSY, ARM	1								
I 31	2	719260-11650	ARM ASSY, ROCKER	3								
33	3	105010-11230	SCREW, VALVE	3								
34	3	26756-060002	LOCK NUT M 6 PLATED	3								
I 35	2	719260-11660	ARM ASSY, ROCKER	3								
I 37	3	105010-11230	SCREW, VALVE	3								
I 38	3	26756-060002	LOCK NUT M 6 PLATED	3								
39	2	119260-11260	SUPPORT, ROCKER ARM	3								
I 40	2	119260-11270	SCREW	1								
I 41	2	119260-11280	SPRING	2								
I 42	2	22242-000100	CIRCLIP 10	2								
43	1	26106-080452	BOLT M 8X 45 PLATED	1								

Fig.5. BONNET

(A)=3TN66-UHK

(B)=

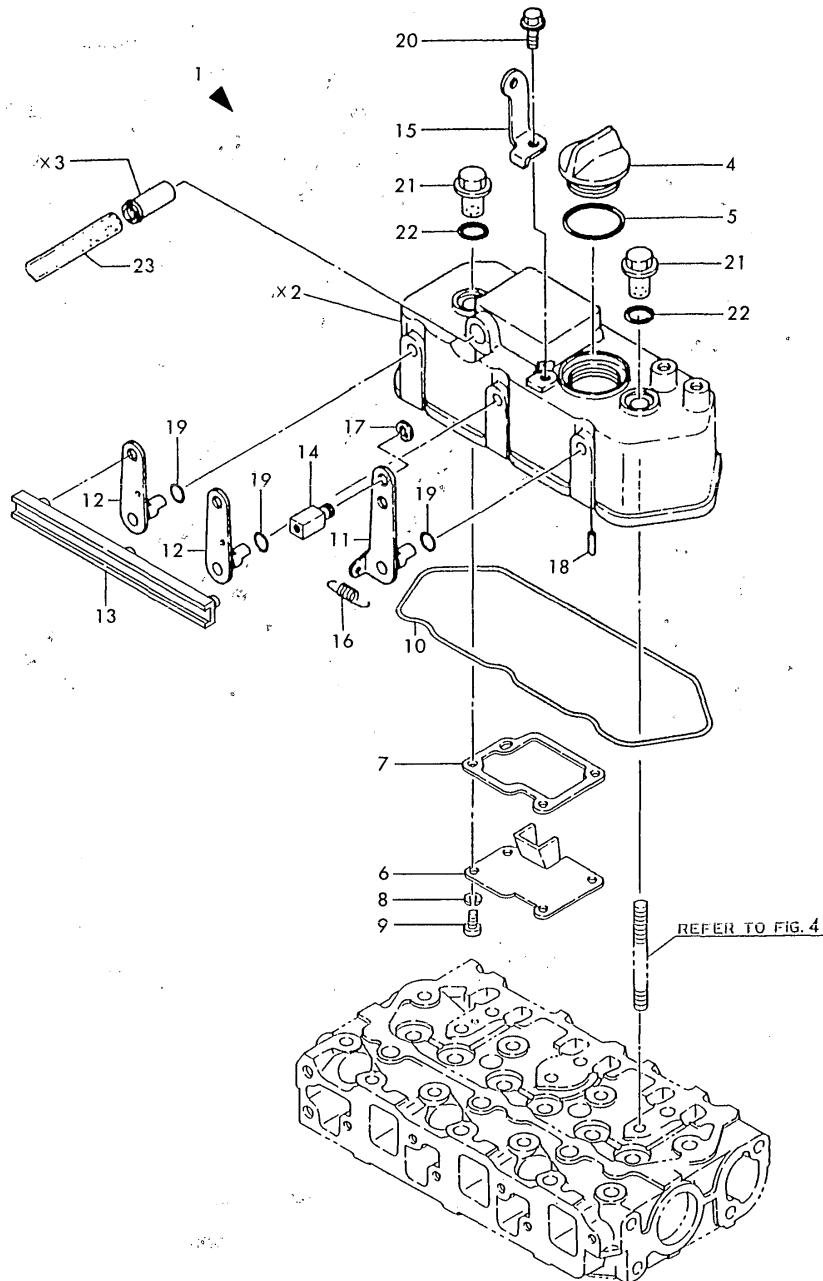
(C)=

(D)=

(E)=

(F)=

Fig. 5 BONNET



REF.	LEV.	PARTS NO.	DESCRIPTION	QTY						I	R
				(A)	(B)	(C)	(D)	(E)	(F)		
1	1	119256-11350	BONNET ASSY	1							
4	2	124160-01751	CAP, LUB.OIL SUPPLY	1							
5	2	24311-000320	O-RING 1A P-32.0	1							
6	2	119260-03020	PLATE, SHELTER	1							
7	2	119260-03031	GASKET, (NON-ASB.)	1							
I 8	2	22217-050000	SPRING WASHER 5	4							
9	2	26557-050102	SCREW M 5X 10	4							
10	2	119260-11310	GASKET, BONNET	1							
11	2	119256-03730	LEVER (A), DECOMP	1							
12	2	119256-03740	LEVER (B), DECOMP	2							
13	2	119256-03760	BAR, DECOMP. CONNECT	1							
14	2	121250-03783	FITTING	1							
15	2	119656-03800	SUPPORT	1							
16	2	105840-67300	SPRING, RETURN	1							
17	2	22272-000060	CIRCLIP E- 6	1							
18	2	22312-030160	PARALLEL PIN 3X16	3							
19	2	24311-000070	O-RING 1A P-7.0	3							
20	2	26106-060122	BOLT M 6X 12 PLATED	1							
21	1	124160-11360	KNOB	2							
22	1	24311-000120	O-RING 1A P 12.0	2							
23	1	23065-120500	PIPE, VINYL 12X 500	1							
I 23-1	1	23065-120650	PIPE, VINYL 12X 650	1							N

(A=E/# 26642)

Fig.6. SUCTION & EXHAUST MANIFOLD

(A)=3TN66-UHK

(B)=

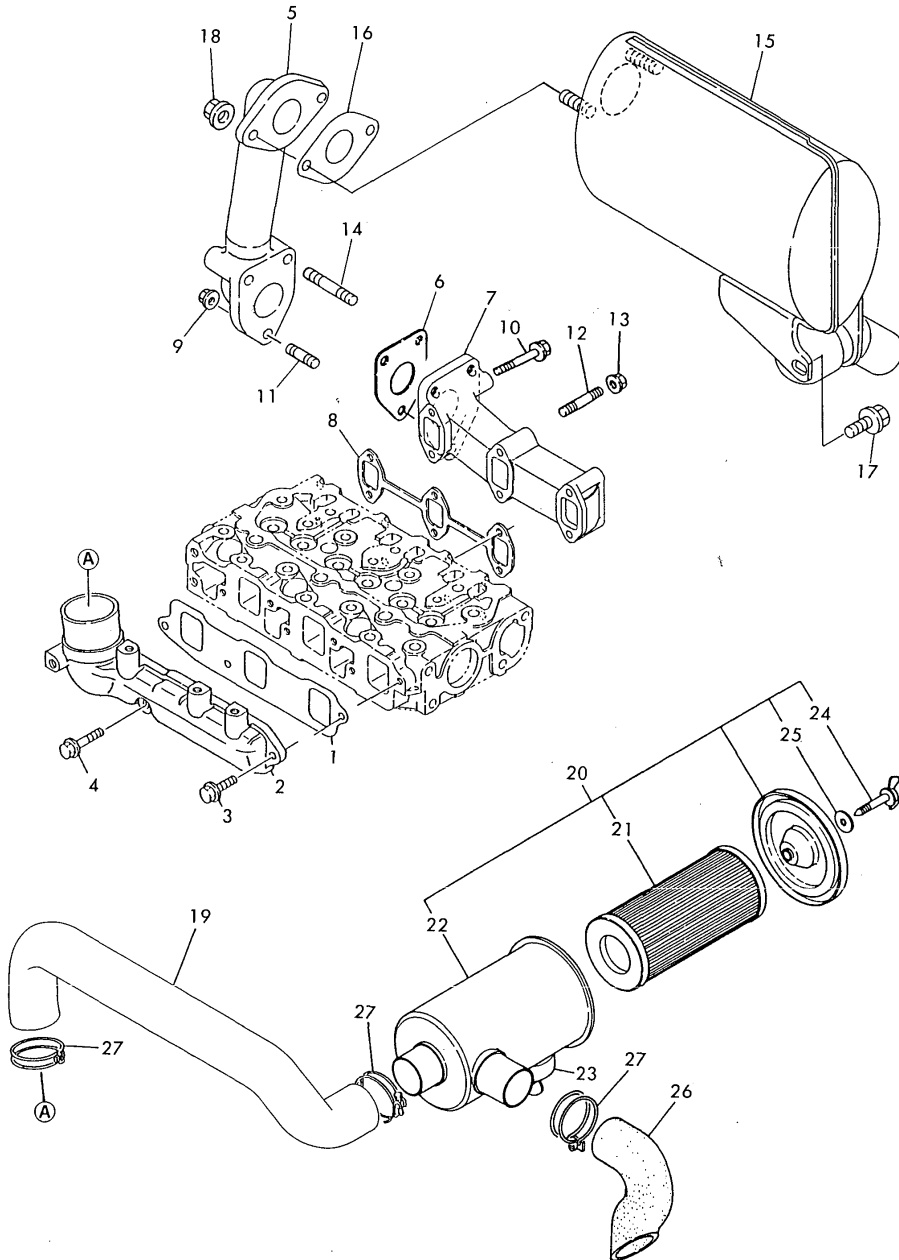
(C)=

(D)=

(E)=

(F)=

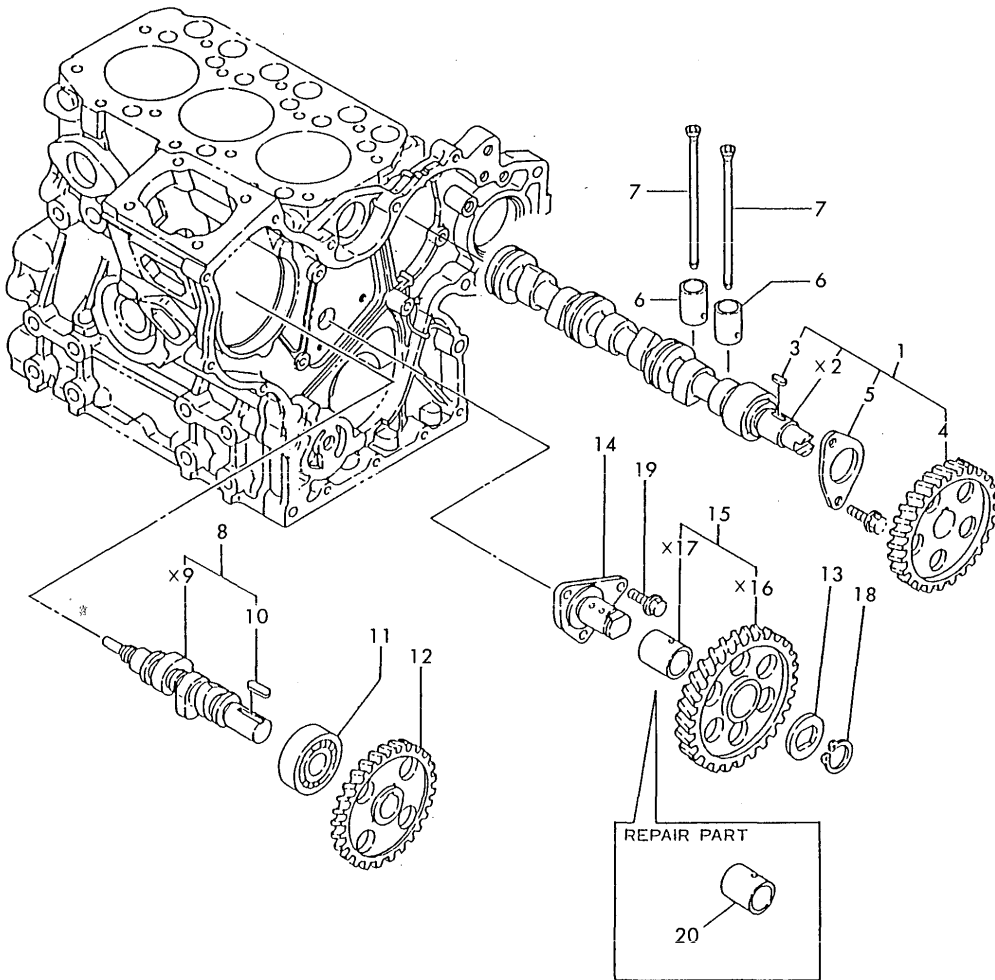
Fig. 6 SUCTION & EXHAUST MANIFOLD



REF.	LEV.	PARTS NO.	DESCRIPTION	QTY						I	R
				(A)	(B)	(C)	(D)	(E)	(F)		
1	1	119270-12110	GASKET, SUC.MANIFOLD	1							
I 2	1	119270-12100	MANIFOLD, SUCTION	1							
3	1	26106-060162	BOLT M 6X 16 PLATED	2							
4	1	26106-060282	BOLT M 6X 28 PLATED	1							
5	1	119259-13120	BEND, EXHAUST	1							
6	1	119260-13202	GASKET, (NON-ASB.)	1							
7	1	119225-13150	MANIFOLD, EXHAUST	1							
8	1	119260-13110	GASKET, EXH.MANIFOLD	1							
9	1	194990-22050	NUT W/WASHER 8	3							
10	1	26106-060402	BOLT M 6X 40 PLATED	4							
11	1	26216-080202	STUD M 8X 20 PLATED	1							
12	1	26216-060402	STUD M 6X 40 PLATED	2							
13	1	26366-060002	NUT M 6	2							
14	1	26216-080502	STUD M 8X 50 PLATED	2							
15	1	119259-13500	SILENCER	1							
16	1	129107-13550	GASKET, NOZZLE	1							
17	1	26106-080102	BOLT M 8X 10 PLATED	1							
18	1	194990-22050	NUT W/WASHER 8	2							
19	1	119259-12200	PIPE, AIR INTAKE	1							
20	1	119860-12500	CLEANER ASSY, AIR	1							
21	2	119860-12510	ELEMENT, AIR CLEANER	1							
22	2	119860-12540	CASE ASSY, CLEANER	1							
23	2	129150-12520	VALVE, UNLOADER	1							
24	2	119860-12550	BOLT, WING	1							
25	2	119860-12560	WASHER, SEAL	1							
26	1	124574-12550	EXTENSION	1							
27	1	23000-054000	CLAMP 54	3							
I 27-1	1	23000-060000	CLAMP 60	3							R
		(A=E/# 26642)									
28	1	26216-080202	STUD M 8X 20 PLATED	2							

Fig.7. CAMSHAFT & DRIVING GEAR

Fig. 7 CAMSHAFT & DRIVING GEAR



(A)=3TN66-UHK

(B)=

(C)=

(D)=

(E)=

(F)=

REF.	LEV.	PARTS NO.	DESCRIPTION	QTY						I	R
				(A)	(B)	(C)	(D)	(E)	(F)		
1	1	119260-14580	CAMSHAFT ASSY	1							
3	2	22512-040120	KEY 4X 12	1							
4	1	119260-14100	GEAR, CAMSHAFT	1							
5	2	119620-02450	BEARING, THRUST	1							
6	1	119260-14200	TAPPET	6							
7	1	119260-14400	ROD, PUSH	6							
8	1	119225-14200	CAM ASSY, F.I. PUMP	1							
10	2	22512-040120	KEY 4X 12	1							
11	1	24102-063034	BALL BEARING 6303U	1							
12	1	119260-25900	GEAR, F.I. PUMP	1							
13	1	119660-25022	RETAINER, IDLE GEAR	1							
14	1	119660-25052	SHAFT, IDLE GEAR	1							
15	1	119260-25100	GEAR W/BUSH, IDLE	1							
18	1	22242-000200	CIRCLIP 20	1							
19	1	26106-060122	BOLT M 6X 12 PLATED	3							
20	1	119620-25912	BUSH	1							1

Remarks
(1) REPAIR PART.

Fig.8. CRANKSHAFT & PISTON

(A)=3TN66-UHK

(B)=

(C)=

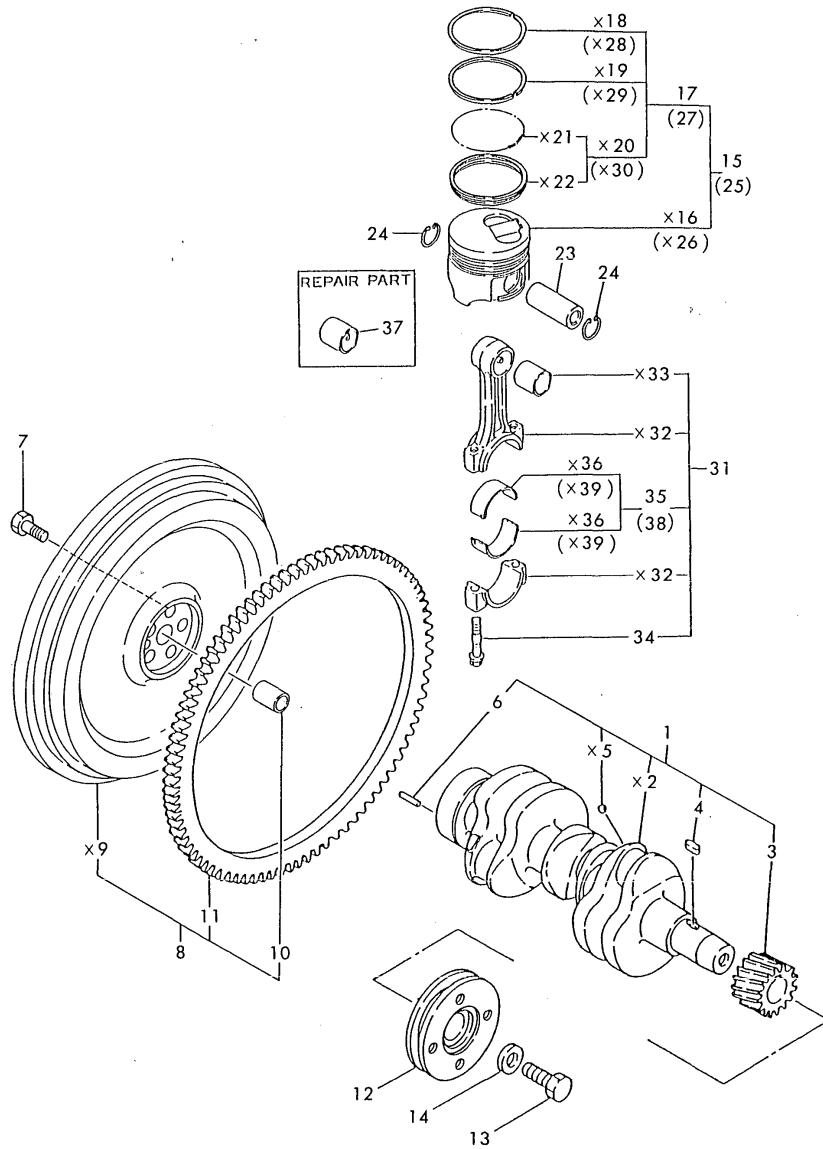
(D)=

(E)=

(F)=

Fig. 8 CRANKSHAFT & PISTON

U19260-23



REF.	LEV.	PARTS NO.	DESCRIPTION	QTY						I	R	
				(A)	(B)	(C)	(D)	(E)	(F)			
I	1	1	719260-21700	CRANKSHAFT ASSY	1							
I	3	2	119260-21200	GEAR, CRANKSHAFT	1							
I	4	2	22512-040120	KEY 4X 12	1							
I	6	2	129100-01580	PARALLEL PIN 8X 16	1							
	7	1	121111-21501	BOLT, FLYWHEEL	5							
	8	1	119259-21590	FLYWHEEL ASSY	1							
	10	2	124950-21230	BUSH	1							
	11	2	124060-21600	GEAR, RING	1							
	12	1	119462-21650	V-PULLEY, CRANKSHAFT	1							
	13	1	119621-21680	BOLT M12X1.25,FLANGE	1							
	14	1	119620-21941	WASHER	1							
	15	1	119270-22091	PISTON W/RING	3							
	17	2	719270-22501	RING SET	3							
	23	1	119260-22300	PIN, PISTON	3							
	24	1	105225-22400	CIRCLIP	6							
	25	1	719270-22820	PISTON W/RING 0.25OS	3							1
	27	2	719270-22541	RING SET O.S=0.25	3							1
I	31	1	719260-23100	ROD ASSY, CONNECTING	3							
I	34	2	119260-23200	BOLT, ROD	6							
I	35	2	719260-23600	BEARING, CRANKPIN	3							
	37	1	119260-23910	BUSH, PISTON PIN	3							2
	38	1	719260-23610	BEARING,PIN U.S=0.25	3							3

Remarks

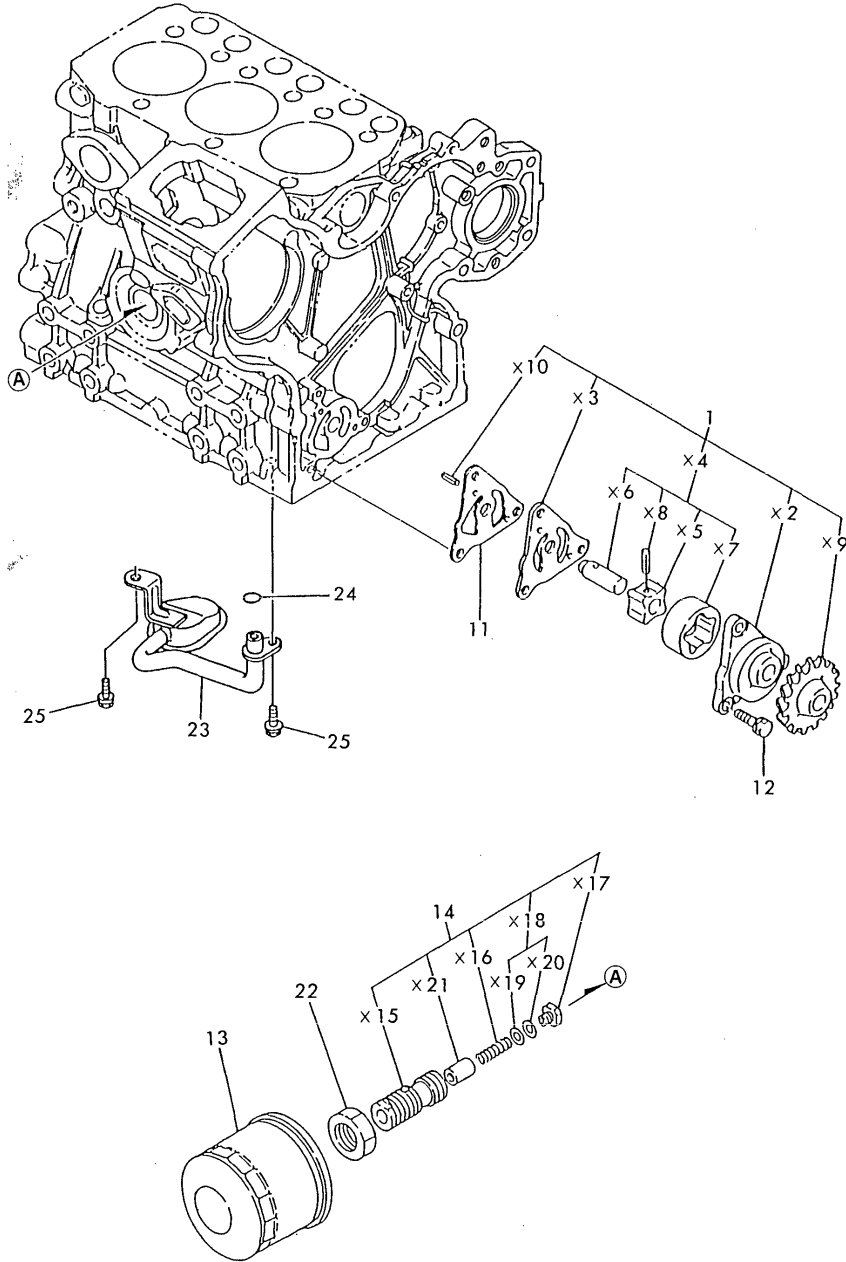
- (1) OVERSIZED(O.S=0.25) PART.
- (2) REPAIR PART.
- (3) UNDERSIZED(U.S=0.25) PART.

Fig.9. LUB. OIL SYSTEM

(A)=3TN66-UHK
(B)=
(C)=

(D)=
(E)=
(F)=

Fig. 9 LUB. OIL SYSTEM



REF.	LEV.	PARTS NO.	DESCRIPTION	QTY						I	R
				(A)	(B)	(C)	(D)	(E)	(F)		
1	1	119260-32000	PUMP ASSY, LUB. OIL	1							
11	1	119660-32020	GASKET, L.O.PUMP	1							
12	1	26013-060202	BOLT M 6X 20	3							
I	12-1	26450-060202	BOLT M 6X 20	3							R
		(A=E/# 27135)									
13	1	119305-35150	FILTER, LUB. OIL	1							
14	1	119225-35300	VALVE ASSY,OIL PRESS	1							
22	1	129150-35350	NUT	1							
23	1	119462-35080	PIPE ASSY, L.O.INLET	1							
24	1	24311-000120	O-RING 1A P 12.0	1							
25	1	26106-060122	BOLT M 6X 12 PLATED	2							

Fig.10. COOLING WATER SYSTEM

(A)=3TN66-UHK

(B)=

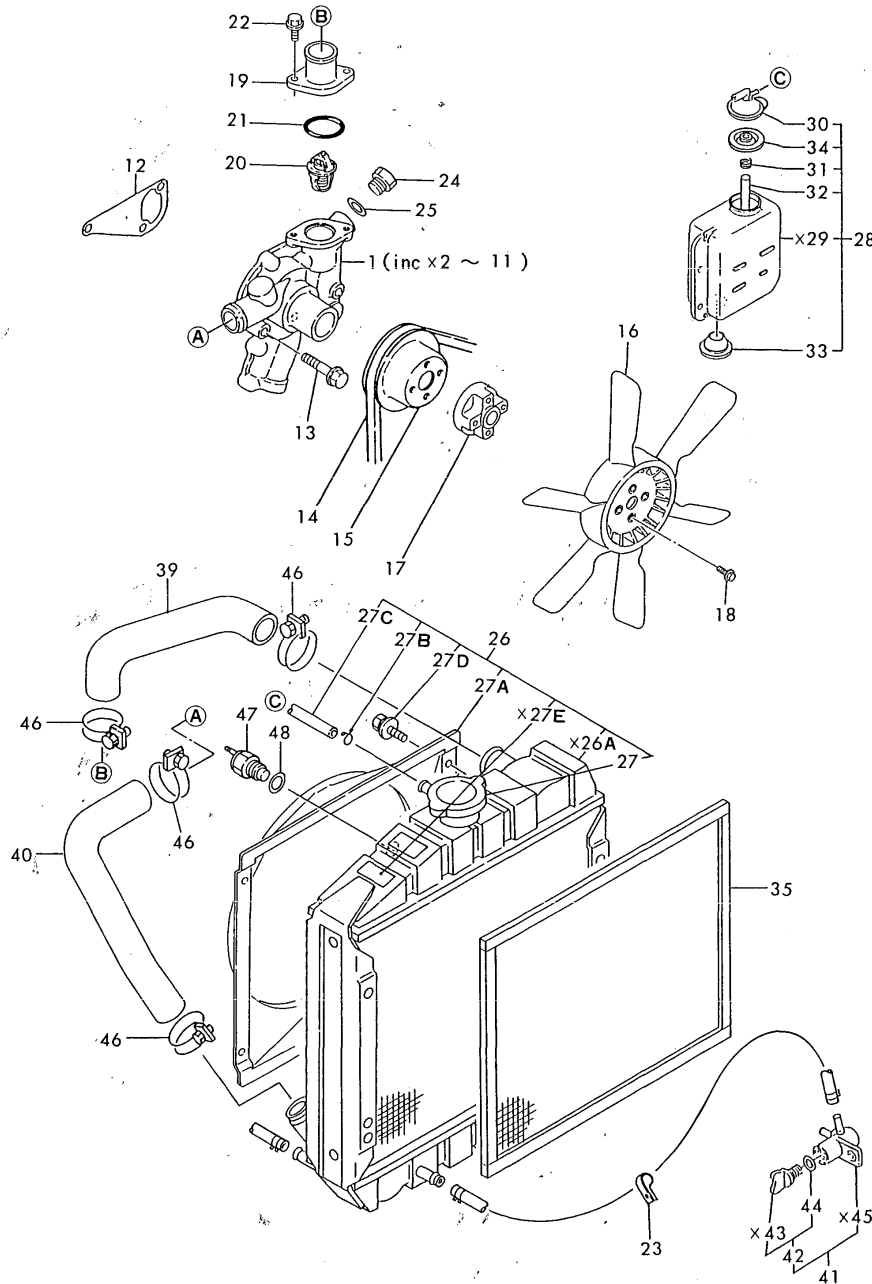
(C)=

(D)=

(E)=

(F)=

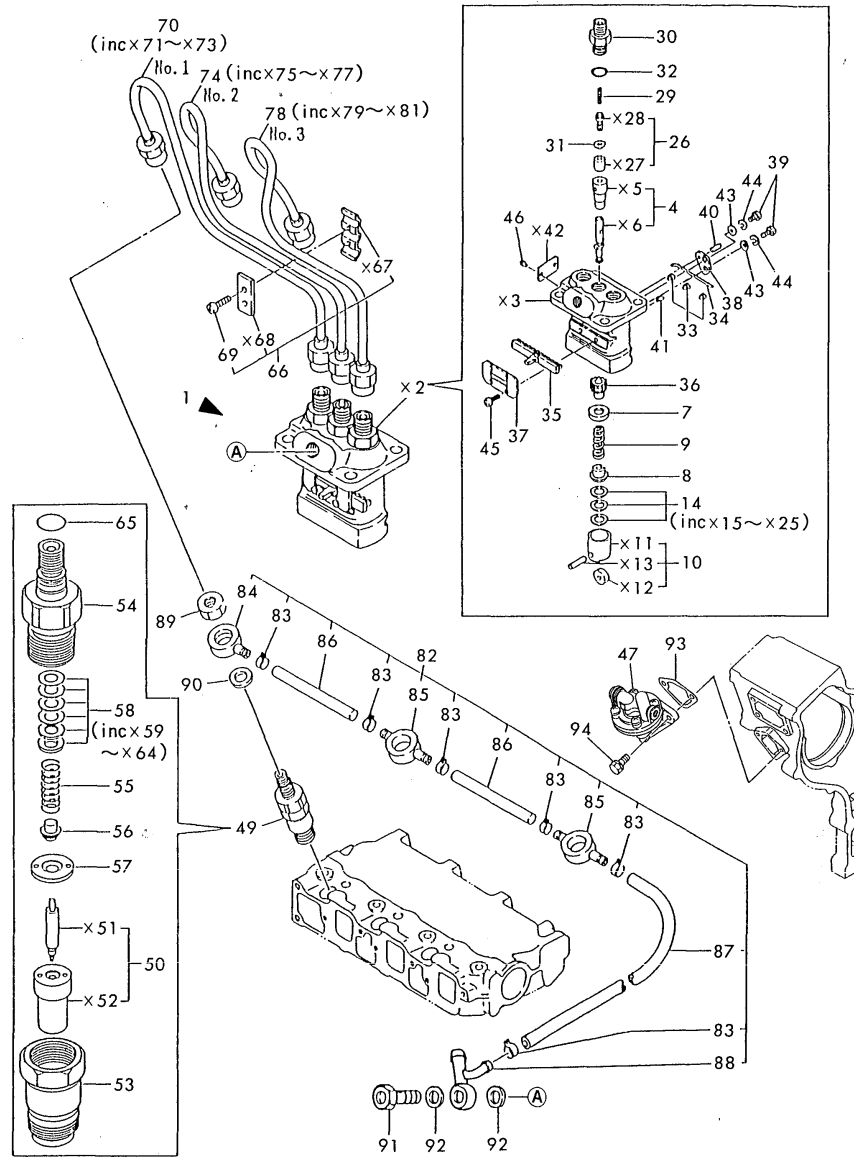
Fig. 10 COOLING WATER SYSTEM



REF.	LEV.	PARTS NO.	DESCRIPTION	QTY						I	R
				(A)	(B)	(C)	(D)	(E)	(F)		
1	1	119259-42000	PUMP ASSY, C. WATER	1							
4	2	119225-42051	GASKET, (NON-ASB.)	1							
5	2	119225-42120	PLATE	1							
11	2	23871-030000	PLUG PT3/8,SCREW	2							
12	1	119225-42020	GASKET, C.W. PUMP	1							
13	1	26106-080452	BOLT M 8X 45 PLATED	3							
14	1	119656-42291	V-BELT (36-INCH)	1							
15	1	119620-42350	V-PULLEY, C.W. PUMP	1							
16	1	124450-44740	FAN, COOLING	1							
17	1	119256-44760	SPACER	1							
18	1	26106-060602	BOLT M 6X 60 PLATED	4							
19	1	119260-49530	COVER, THERMOSTAT	1							
20	1	119260-49800	THERMOSTAT (71 C	1							
21	1	24321-000350	O-RING 1A G-35.0	1							
22	1	26106-060182	BOLT M 6X 18 PLATED	2							
23	1	194440-51630	CLAMP, WIRE HARNESS	1							
24	1	121450-42450	PLUG M16	1							
25	1	124465-44950	GASKET 16	1							
26	1	119259-44500	RADIATOR ASSY	1							
27	2	119259-44570	CAP, RADIATOR	1							
I 27A	2	119259-44540	SHROUD	1							W
		(A=FROM 1ST)									
I 27B	2	121250-44590	CLAMP	2							W
		(A=FROM 1ST)									
I 27C	2	124936-59090	PIPE, FUEL OIL	1							W
		(A=FROM 1ST)									
I 27D	2	26014-060122	BOLT M 6X 12	4							W
		(A=FROM 1ST)									
28	1	121468-44510	SUB-TANK ASSY	1							
30	2	121450-44531	CAP	1							
31	2	124450-44560	CLAMP	1							
32	2	23065-070130	PIPE 7X 130	1							
33	2	121468-44540	PLUG, SUB-TANK	1							
34	2	121470-44581	GASKET	1							
35	1	121579-44580	SCREEN	1							
39	1	119259-49010	PIPE (A), C. WATER	1							
40	1	119259-49020	PIPE (B), C. WATER	1							
41	1	129550-49100	COCK ASSY, 2-WAY	1							
42	2	129150-49080	COCK, DRAIN	1							
44	3	119629-49080	GASKET	1							
45	2	129550-49090	BODY, 2-WAY COCK	1							
46	1	121267-49500	CLAMP 38	4							
47	1	121250-44901	SWITCH, THERMO(110 C	1							
48	1	124465-44950	GASKET 16	1							

Fig.11. FUEL INJECTION DEVICE

Fig. 11 FUEL INJECTION DEVICE



Remarks
 (1) FUEL INJECTION PUMP ASSY (REF. NO. 1,
 P/# 719259-51300) INCLUDES GOVERNOR
 ASSY (FIG. 13).

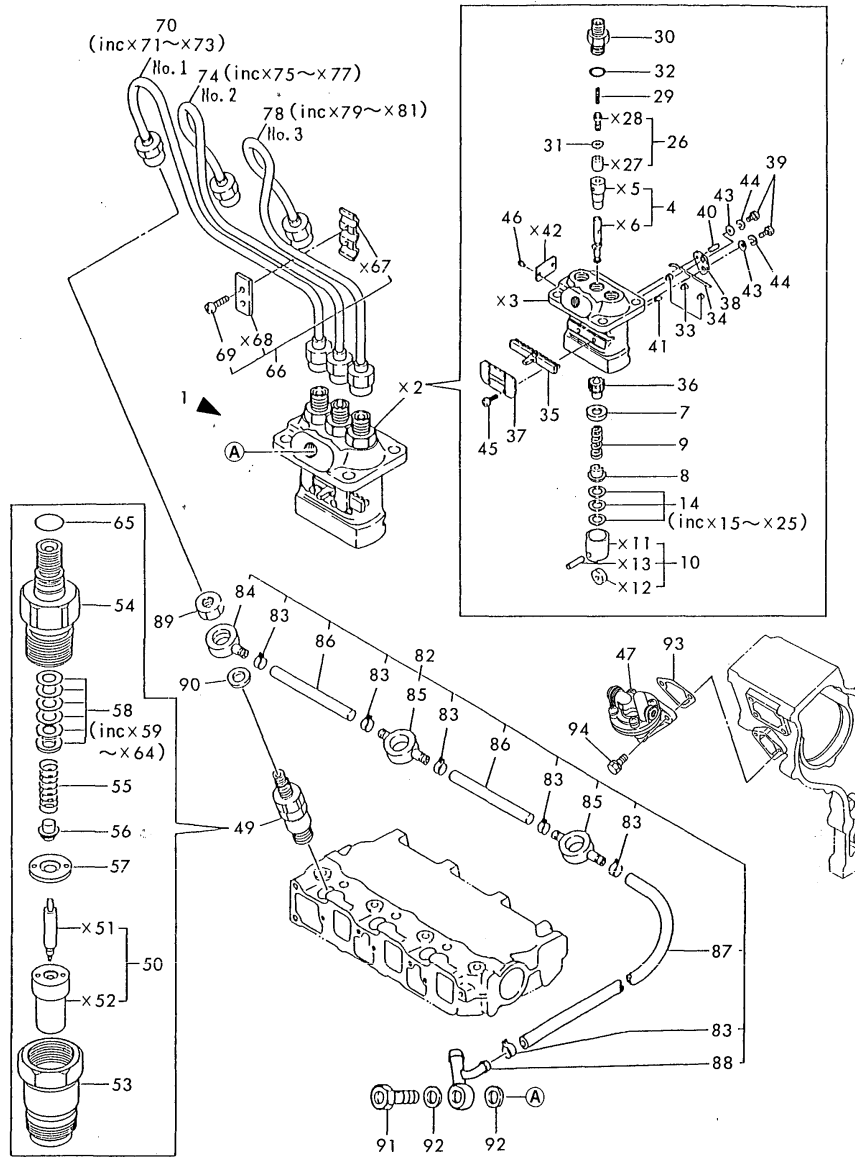
(A)=3TN66-UHK
 (B)=
 (C)=

(D)=
 (E)=
 (F)=

REF.	LEV.	PARTS NO.	DESCRIPTION	Q'TY						I	R
				(A)	(B)	(C)	(D)	(E)	(F)		
1	1	719259-51300	PUMP W/GOV. & F.PUMP	1							1
4	3	119225-51100	PLUNGER W/BARREL	3							
7	3	119620-51170	RETAINER	3							
8	3	119620-51180	RETAINER	3							
9	3	119620-51190	SPRING, PLUNGER	3							
10	3	119620-51700	TAPPET ASSY	3							
14	3	119620-51250	SHIM PACK	3							
26	3	119225-51300	VALVE W/SEAT, DELIV.	3							
29	3	105546-51330	SPRING, DELIV. VALVE	3							
30	3	119620-51340	HOLDER, DELIV. VALVE	3							
31	3	119620-51350	GASKET, DELIVERY	3							
32	3	119620-51370	O-RING	3							
33	3	119620-51450	GUIDE, PLUNGER	3							
34	3	119620-51461	PIN	1							
35	3	119660-51500	RACK	1							
36	3	119620-51510	PINION	3							
37	3	119660-51530	RETAINER, RACK	1							
38	3	119620-51650	PLATE	2							
39	3	119620-51660	SCREW	2							
40	3	119620-51670	PIN	2							
41	3	119620-51680	PIN	1							
I	43	3	22137-040000	WASHER 4	2						
I	44	3	22217-040000	SPRING WASHER 4	2						
45	3	26022-040082	SCREW M 4X 8	4							
46	3	26587-040102	SCREW M 4X 10	2							
47	2	119600-52021	PUMP ASSY, FUEL FEED	1							
49	1	719620-53700	VALVE ASSY, F.INJECT	3							
50	2	119620-53000	NOZZLE ASSY.F.INJECT	3							
53	2	119620-53080	NUT, VALVE W/CASE	3							
54	2	119620-53100	HOLDER, VALVE W/CASE	3							
55	2	119620-53120	SPRING, VALVE	3							
56	2	114250-53130	SEAT, NOZZLE SPRING	3							
57	2	119620-53140	SPACER, VALVE STOP	3							
58	2	114250-53400	SHIM PACK	3							
65	2	129155-61830	O-RING S10	3							
66	1	129150-59120	RETAINER, INJ. PIPE	1							
69	2	129150-59130	BOLT M 4X 12	2							
70	1	119225-59810	PIPE (1), FUEL INJECT	1							
74	1	119260-59820	PIPE (2), FUEL INJECT	1							
78	1	119260-59830	PIPE (3), FUEL INJECT	1							
82	1	119642-59540	PIPE ASSY, FUEL OVER	1							
83	2	124066-59100	CLAMP 8	6							
84	2	119260-59520	JOINT (B)	1							
85	2	119260-59530	JOINT (A)	2							
86	2	105025-59550	PIPE, FUEL RETURN	2							
87	2	119642-59550	PIPE, FUEL RETURN	1							
88	2	119642-59570	JOINT, OVER FLOW PIPE	1							
89	1	119620-59700	NUT	3							
90	1	23414-140000	GASKET 14, ROUND	3							
91	1	124550-59820	BOLT 8, PIPE JOINT	1							
92	1	23414-080012	GASKET 8	2							

Fig.11. FUEL INJECTION DEVICE

Fig. 11 FUEL INJECTION DEVICE



Remarks
 (1) FUEL INJECTION PUMP ASSY (REF. NO. 1,
 P/# 719259-51300) INCLUDES GOVERNOR
 ASSY (FIG. 13).

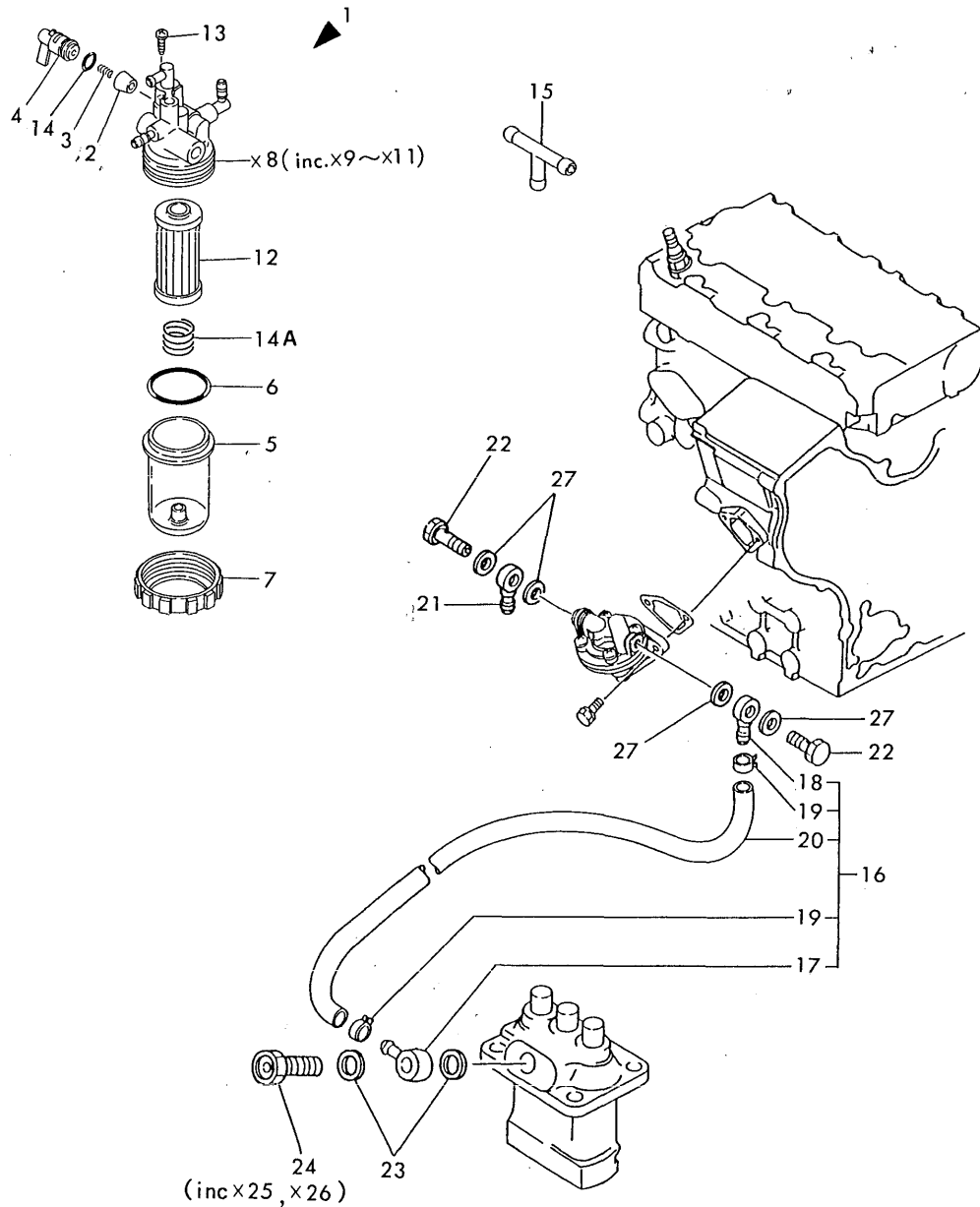
(A)=3TN66-UHK
 (B)=
 (C)=

(D)=
 (E)=
 (F)=

REF.	LEV.	PARTS NO.	DESCRIPTION	QTY						I	R
				(A)	(B)	(C)	(D)	(E)	(F)		
93	1	121520-01851	GASKET, (NON ASB.)	1							
94	1	26014-060202	BOLT M 6X 20	2							

Fig.12. FUEL LINE

Fig. 12 FUEL LINE



(A)=3TN66-UHK

(B)=

(C)=

(D)=

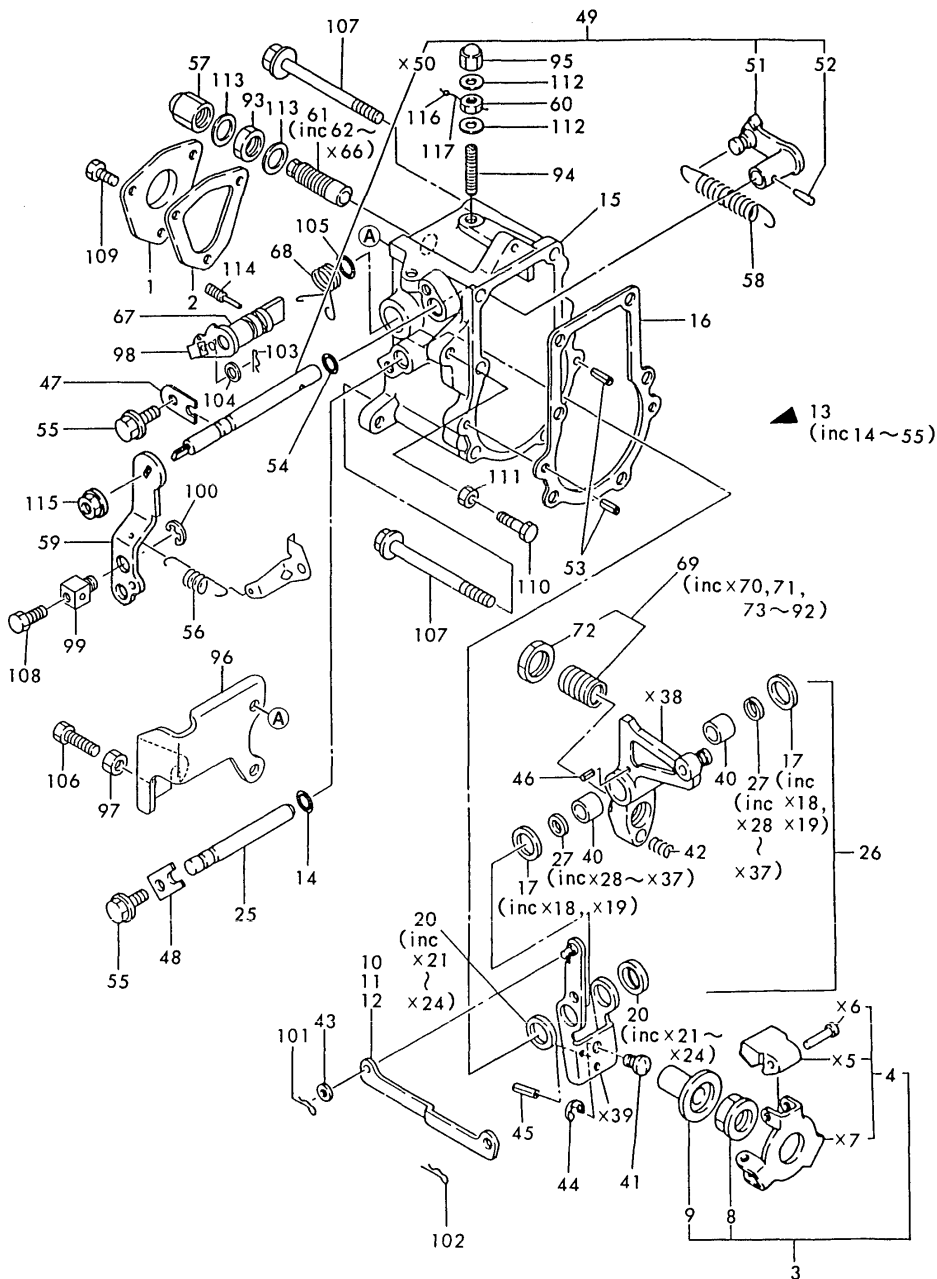
(E)=

(F)=

REF.	LEV.	PARTS NO.	DESCRIPTION	QTY						I	R
				(A)	(B)	(C)	(D)	(E)	(F)		
I	1	119859-55600	STRAINER ASSY, FUEL	1							
	2	104200-55321	VALVE, TAPER	1							
	3	104200-55330	SPRING, TAPER VALVE	1							
	4	119810-55340	LEVER	1							
	5	121254-55510	CUP, STRAINER	1							
	6	102103-55520	O-RING	1							
	7	110250-55610	RING, RETAINING	1							
I	12	119810-55700	ELEMENT	1							
	13	104200-55750	SCREW M 4	1							
	14	24311-240100	O-RING 1A P-10A	1							
I	14A	121250-55600	SPRING	1							
	15	119629-59910	JOINT, 3-WAY	1							
	16	119650-59010	PIPE ASSY, FUEL	1							
	17	101304-59020	JOINT 12, PIPE	1							
	18	104264-59030	JOINT (8), PIPE	1							
	19	124766-59050	CLAMP 12	2							
	20	106430-59560	PIPE, FUEL OIL	1							
I	21	104264-59030	JOINT (8), PIPE	1							
I	22	105582-59150	BOLT, PIPE JOINT	2							
	23	104200-59170	GASKET 12	2							
I	24	119462-59190	BOLT ASSY, PIPE JOINT	1							
	27	23414-080012	GASKET 8	4							

Fig.13. GOVERNOR

Fig. 13 GOVERNOR



(A)=3TN66-UHK

(B)=

(C)=

(D)=

(E)=

(F)=

REF.	LEV.	PARTS NO.	DESCRIPTION	Q'TY						I	R
				(A)	(B)	(C)	(D)	(E)	(F)		
1	1	119660-61060	COVER, GOVERNOR CASE	1							
2	1	119660-61071	GASKET, (NON ASB.)	1							
3	1	119600-61100	DRIVING SET, GOV.	1							
4	2	119600-61200	WEIGHT ASSY, GOV.	1							
8	2	119660-61300	NUT, GOVERNOR WEIGHT	1							
9	2	119660-61341	SLEEVE, GOVERNOR	1							
10	1	119660-61121	LINK L=88.8(NO COLOR)	1							
11	1	119660-61140	LINK L=88.6(WHITE)	1							
12	1	119660-61150	LINK L=89.0(RED)	1							
13	1	119610-61200	CASE ASSY, GOVERNOR	1							
14	2	129155-51280	O-RING S6	1							
15	2	119660-61013	CASE, GOVERNOR	1							
16	2	119660-61052	GASKET, (NON ASB.)	1							
17	2	119660-61460	SHIM SET	1							
20	2	129155-61480	SPACER ASSY	2							
25	2	119660-61491	SHAFT, GOVERNOR LEVER	1							
26	2	119656-61500	LEVER ASSY, GOVERNOR	1							
27	3	174307-51700	SHIM SET	2							
38	3	119660-61512	LEVER, TENSION	1							
39	3	119600-61520	LEVER, GOVERNOR	1							
40	3	121450-61520	NEEDLE BEARING FJ810	2							
I	41	119600-61540	SHIFTER	1							
42	3	119660-61651	SPRING, STARTING	1							
43	3	22117-040000	WASHER 4	1							
44	3	22272-000040	CIRCLIP E- 4	1							
I	45	22351-020004	SPRING PIN 2X 4	1							
46	3	22351-030014	SPRING PIN 3X14	1							
47	2	119600-61900	RETAINER, SHAFT	1							
48	2	119660-61901	RETAINER, SHAFT	1							
49	2	119621-66091	SHAFT ASSY	1							
51	3	119660-66072	LEVER, REGULATOR	1							
52	3	22322-030160	TAPER PIN 3X16	1							
53	2	22351-040010	SPRING PIN 4X10	2							
54	2	24341-000070	O-RING 1A S-7.0	1							
55	2	26106-060102	BOLT M 6X 10 PLATED	2							
56	1	119840-61870	SPRING	1							
57	1	129100-61930	NUT, CAP	1							
58	1	119600-66020	SPRING, REGULATOR	1							
59	1	119621-66051	LEVER, REGULATOR	1							
60	1	124550-66370	LOCK NUT M 6	1							
61	1	119629-66510	TORQUE SPRING ASSY	1							
62	2	129100-61460	PIN, CONTROLLER	1							
64	2	119260-66580	SPRING	1							
66	2	26756-050002	LOCK NUT M 5 PLATED	2							
67	1	119600-66521	LEVER ASSY, STOP	1							
68	1	119600-66681	SPRING, RETURN	1							
69	1	119600-66720	ANGLEICH ASSY	1							
71	2	129155-61580	SHIFTER, ANGLEICH	1							
72	2	129155-61590	NUT	1							
73	2	129156-61600	SPRING, ANGLEICH	1							
74	2	129555-61800	SHIM SET	1							

N:Old $\xrightarrow{\text{Yes}}$ New, Q:Old $\xrightarrow{\text{No}}$ New, R:Old $\xrightarrow{\text{Yes}}$ New, S:Old $\xrightarrow{\text{No}}$ New, W:Add, Z:Discontinued, F:Interchangeable by set, K:Q'ty Change
 ++ CONTINUE ++

Fig.13. GOVERNOR

(A)=3TN66-UHK

(B)=

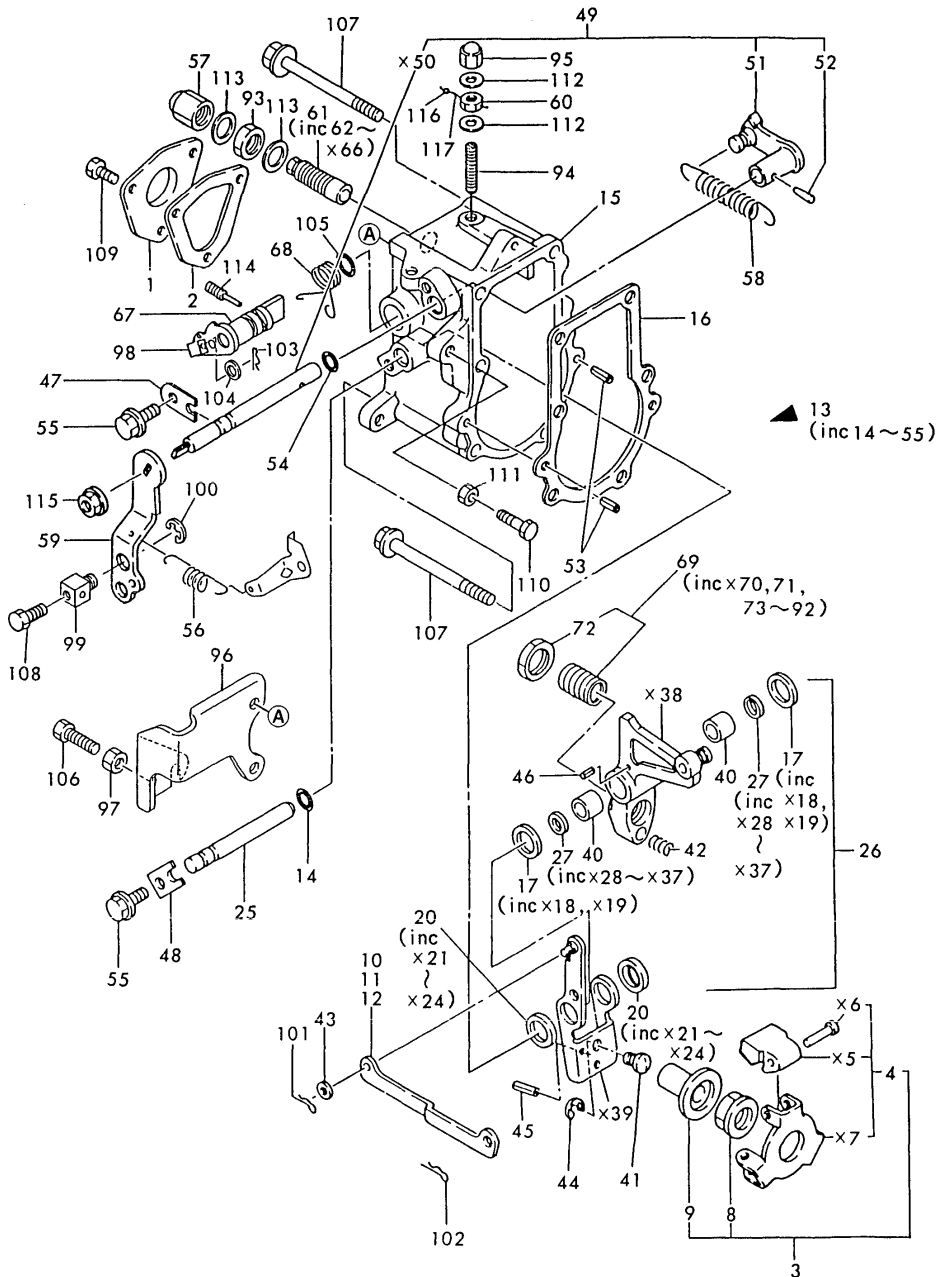
(C)=

(D)=

(E)=

(F)=

Fig. 13 GOVERNOR



REF.	LEV.	PARTS NO.	DESCRIPTION	QTY						I	R
				(A)	(B)	(C)	(D)	(E)	(F)		
91	2	22117-050000	WASHER 5	1							
92	2	22272-000040	CIRCLIP E- 4	1							
93	1	124772-66750	LOCK NUT M12	1							
94	1	121575-66830	SCREW, ADJUST	1							
95	1	119600-66840	NUT, CAP	1							
96	1	119259-66900	SUPPORT, ACCEL STOP	1							
97	1	26756-060002	LOCK NUT M 6 PLATED	1							
98	1	129795-67310	RETAINER, WIRE	1							
99	1	124756-67510	RETAINER, WIRE	1							
100	1	22272-000070	CIRCLIP E- 7	1							
101	1	22360-040000	SNAP PIN 4	1							
102	1	22360-060000	SNAP PIN 6	1							
103	1	22360-060000	SNAP PIN 6	1							
104	1	23414-060000	GASKET 6, ROUND	1							
105	1	24311-240100	O-RING 1A P-10A	1							
106	1	102100-67080	BOLT, ADJUSTING	1							
107	1	26106-060702	BOLT M 6X 70 PLATED	6							
108	1	26116-040088	BOLT M 4X 8 PLATED	1							
109	1	26116-050102	BOLT M 5X 10 PLATED	3							
110	1	26116-060304	BOLT M 6X 30 PLATED	1							
111	1	26756-060002	LOCK NUT M 6 PLATED	1							
112	1	43400-500400	SEAL WASHER 6	2							
113	1	43400-500450	SEAL WASHER 12	2							
114	1	124250-03640	SCREW, STOP	1							
115	1	194990-22050	NUT W/WASHER 8	1							
116	1	135210-61090	LEAD	1							
117	1	22451-060000	WIRE 0.6	1							

Fig.14. STARTING MOTOR

(A)=3TN66-UHK

(B)=

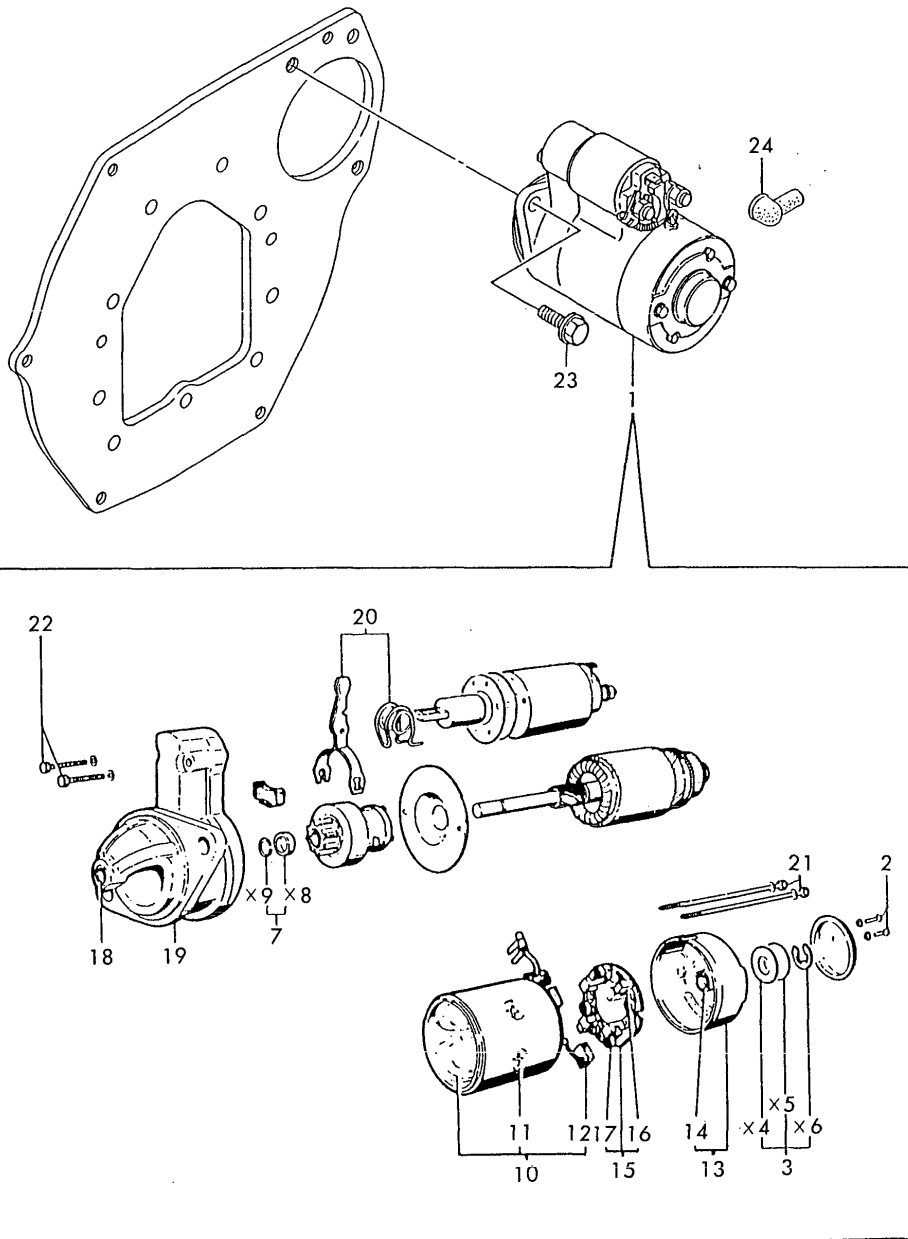
(C)=

(D)=

(E)=

(F)=

Fig. 14 STARTING MOTOR



REF.	LEV.	PARTS NO.	DESCRIPTION	QTY						I	R
				(A)	(B)	(C)	(D)	(E)	(F)		
1	1	119865-77011	STARTER	1							
2	2	X0630412	BOLT M 4X 12	2							
3	2	X21148110	WASHER SET, THRUST	1							
7	2	X21147155	STOPPER SET, PINION	1							
10	2	X2114631090	COIL ASSY, FIELD	1							
11	2	X21148215	SCREW, POLE CORE	4							
12	2	X21145312	BRUSH (+)	2							
13	2	X211443001	COVER ASSY, REAR	1							
14	3	X21145352	METAL	1							
15	2	X211499001	HOLDER ASSY, BRUSH	1							
16	3	X21148313	BRUSH (-)	1							
17	3	X21149314	SPRING, BRUSH	3							
18	2	X21145352	METAL	1							
19	2	X211478006	COVER KIT, DUST	1							
20	2	X2114660130	LEVER KIT, SHIFT	1							
21	2	X211468005	BOLT, THROUGH	2							
22	2	X21145867	BOLT 6	2							
23	1	26106-100302	BOLT M10X 30 PLATED	2							
24	1	124550-77030	COVER, TERMINAL	1							

Fig.15. GENERATOR

(A)=3TN66-UHK

(B)=

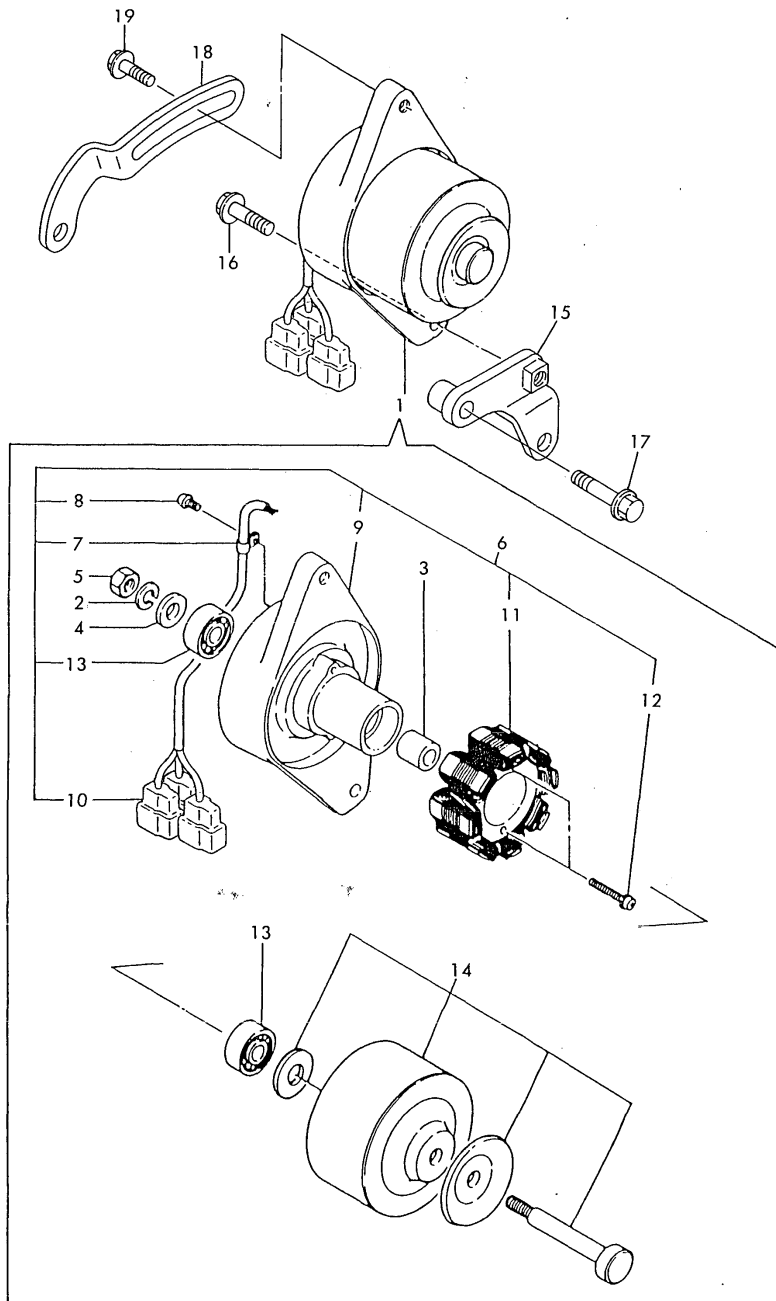
(C)=

(D)=

(E)=

(F)=

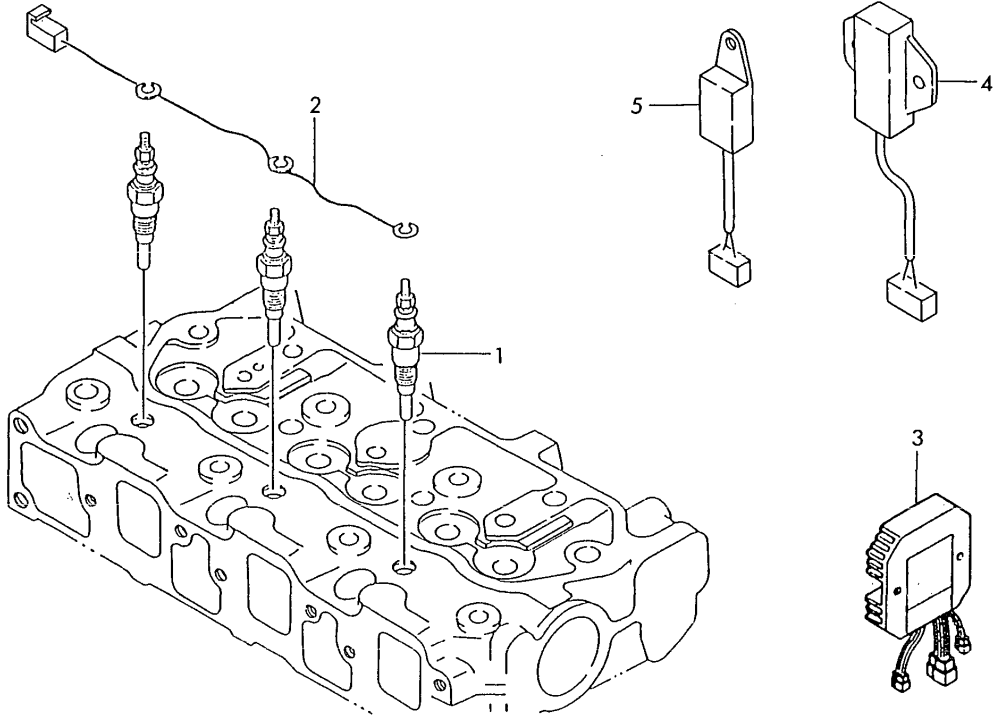
Fig. 15 GENERATOR



REF.	LEV.	PARTS NO.	DESCRIPTION	QTY						I	R
				(A)	(B)	(C)	(D)	(E)	(F)		
1	1	119259-77200	GENERATOR (12V-35A)	1							
2	2	XM219230000	SPRING WASHER	1							
3	2	XM329830000	COLLAR	1							
4	2	XM860250000	WASHER 10	1							
5	2	XM863720000	NUT	1							
6	2	119259-77210	PLATE ASSY	1							
7	3	XM069000000	CLAMP	1							
8	3	XYSPS400800	SCREW	1							
9	3	119259-77220	PLATE	1							
10	3	119000-77230	COUPLER	3							
11	3	119259-77240	STATOR ASSY	1							
12	3	119259-77250	SCREW	2							
13	3	24107-062010	BALL BEARING	2							
14	2	119259-77230	FLYWHEEL ASSY	1							
15	1	119259-77340	SUPPORT	1							
16	1	26106-100302	BOLT M10X 30 PLATED	1							
17	1	26106-100402	BOLT M10X 40 PLATED	1							
18	1	119259-77330	ADJUSTER, BELT	1							
19	1	26106-080202	BOLT M 8X 20 PLATED	2							

Fig.16. ELECTRIC PART

Fig. 16 ELECTRIC PART



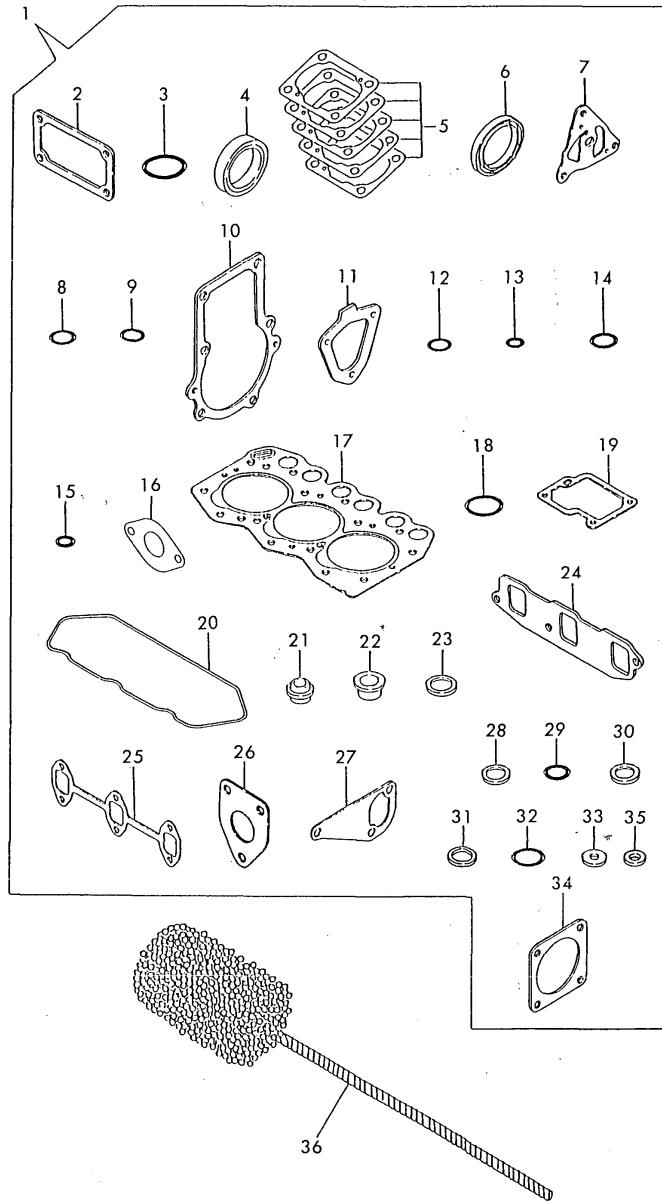
(A)=3TN66-UHK
(B)=
(C)=

(D)=
(E)=
(F)=

REF.	LEV.	PARTS NO.	DESCRIPTION	QTY						I	R
				(A)	(B)	(C)	(D)	(E)	(F)		
1	1	129155-77801	PLUG, GLOW	3							
2	1	119645-77820	CONNECTOR, GLOW PLUG	1							
3	1	119000-77711	LIMITER, CURRENT	1							
4	1	129155-77810	RESISTOR	1							
5	1	129155-77920	TIMER, GLOW PLUG	1							

Fig.17. GASKET SET & TOOL(OPTIONAL)

Fig. 17 GASKET SET & TOOL (OPTIONAL)



(A)=3TN66-UHK

(B)=

(C)=

(D)=

(E)=

(F)=

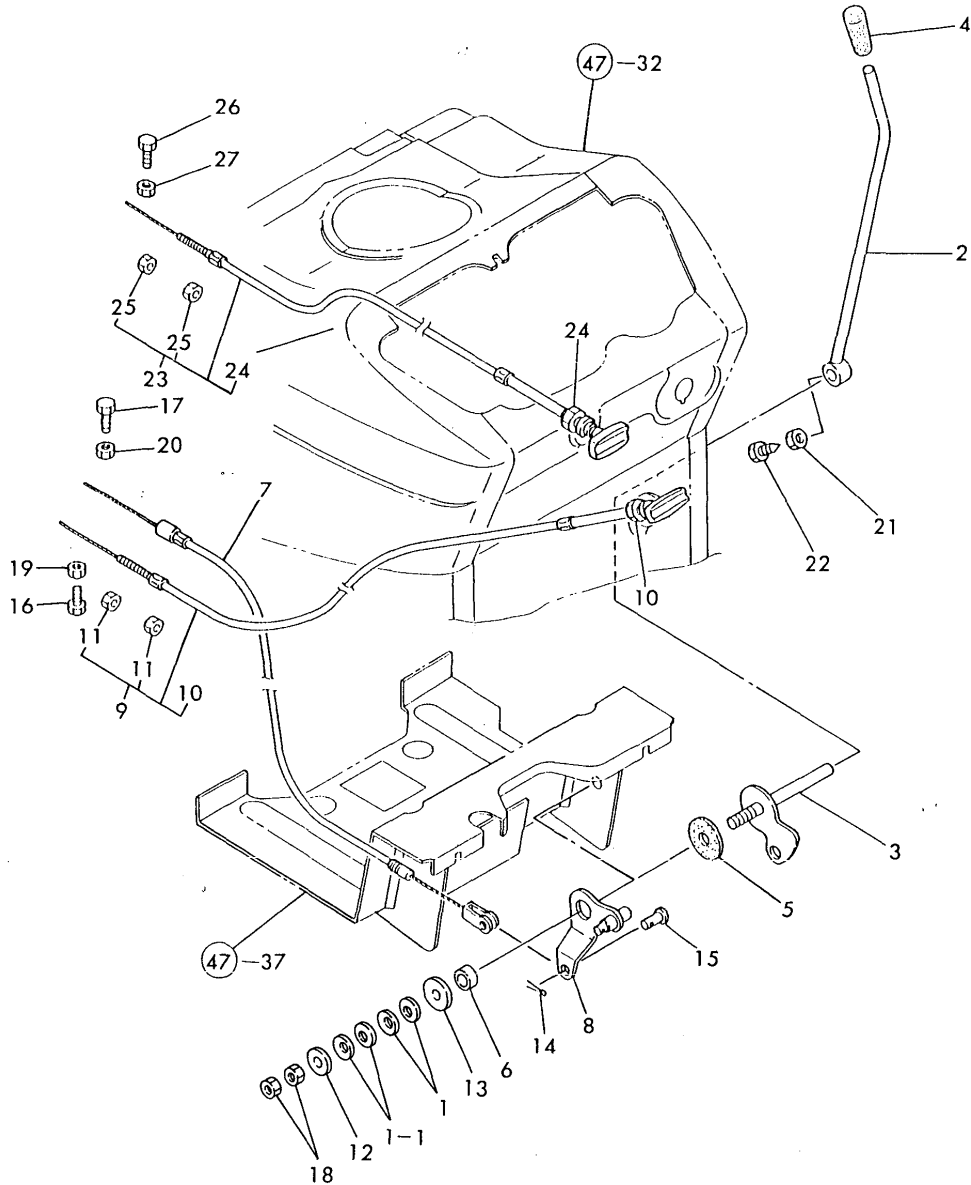
REF.	LEV.	PARTS NO.	DESCRIPTION	QTY						I	R
				(A)	(B)	(C)	(D)	(E)	(F)		
1	1	719259-92610	GASKET SET(NON-ASB.)	1							1
2	2	119660-01562	GASKET, (NON ASB.)	1							
3	2	24311-000320	O-RING 1A P-32.0	1							
4	2	119620-01800	SEAL HTC456208, OIL	1							
5	2	119620-01950	SHIM SET	1							
6	2	124085-02220	SEAL, OIL	1							
7	2	119660-32020	GASKET, L.O.PUMP	1							
8	2	129155-51280	O-RING S6	1							
9	2	24341-000070	O-RING 1A S-7.0	1							
10	2	119660-61052	GASKET, (NON ASB.)	1							
11	2	119660-61071	GASKET, (NON ASB.)	1							
12	2	24311-000120	O-RING 1A P 12.0	4							
13	2	24311-240100	O-RING 1A P-10A	1							
14	2	24341-000240	O-RING 1A S-24.0	1							
15	2	24311-000070	O-RING 1A P-7.0	3							
16	2	129107-13550	GASKET, NOZZLE	1							
17	2	119225-01340	GASKET, (NON-ASB.)	1							
18	2	24311-000320	O-RING 1A P-32.0	1							
19	2	119260-03031	GASKET, (NON-ASB.)	1							
20	2	119260-11310	GASKET, BONNET	1							
21	2	119260-11340	SEAL, VALVE STEM	6							
22	2	119600-11450	PROTECTOR, NOZZLE	3							
23	2	119600-11460	GASKET, NOZZLE	6							
24	2	119270-12110	GASKET, SUC.MANIFOLD	1							
25	2	119260-13110	GASKET, EXH.MANIFOLD	1							
26	2	119260-13202	GASKET, (NON-ASB.)	1							
27	2	119225-42020	GASKET, C.W. PUMP	1							
28	2	104200-59170	GASKET 12	2							
29	2	129155-61830	O-RING S10	3							
30	2	23414-140000	GASKET 14, ROUND	3							
31	2	124465-44950	GASKET 16	2							
32	2	24321-000350	O-RING 1A G-35.0	1							
33	2	121520-01851	GASKET, (NON ASB.)	1							
34	2	124240-01883	GASKET, (NON ASB.)	1							
35	2	23414-080012	GASKET 8	6							
36	1	129400-92400	FLEX HORN	1							1

Remarks
(1) OPTIONAL PART.

N:Old $\xrightarrow{\text{Yes}}$ New, Q:Old $\xrightarrow{\text{No}}$ New, R:Old $\xrightarrow{\text{Yes}}$ New, S:Old $\xrightarrow{\text{No}}$ New, W:Add, Z:Discontinued, F:Interchangeable by set, K:Q'ty Change

Fig.18. THROTTLE

Fig. 18 THROTTLE



(A)=YM143-HK
(B)=YM143D-HK
(C)=

(D)=
(E)=
(F)=

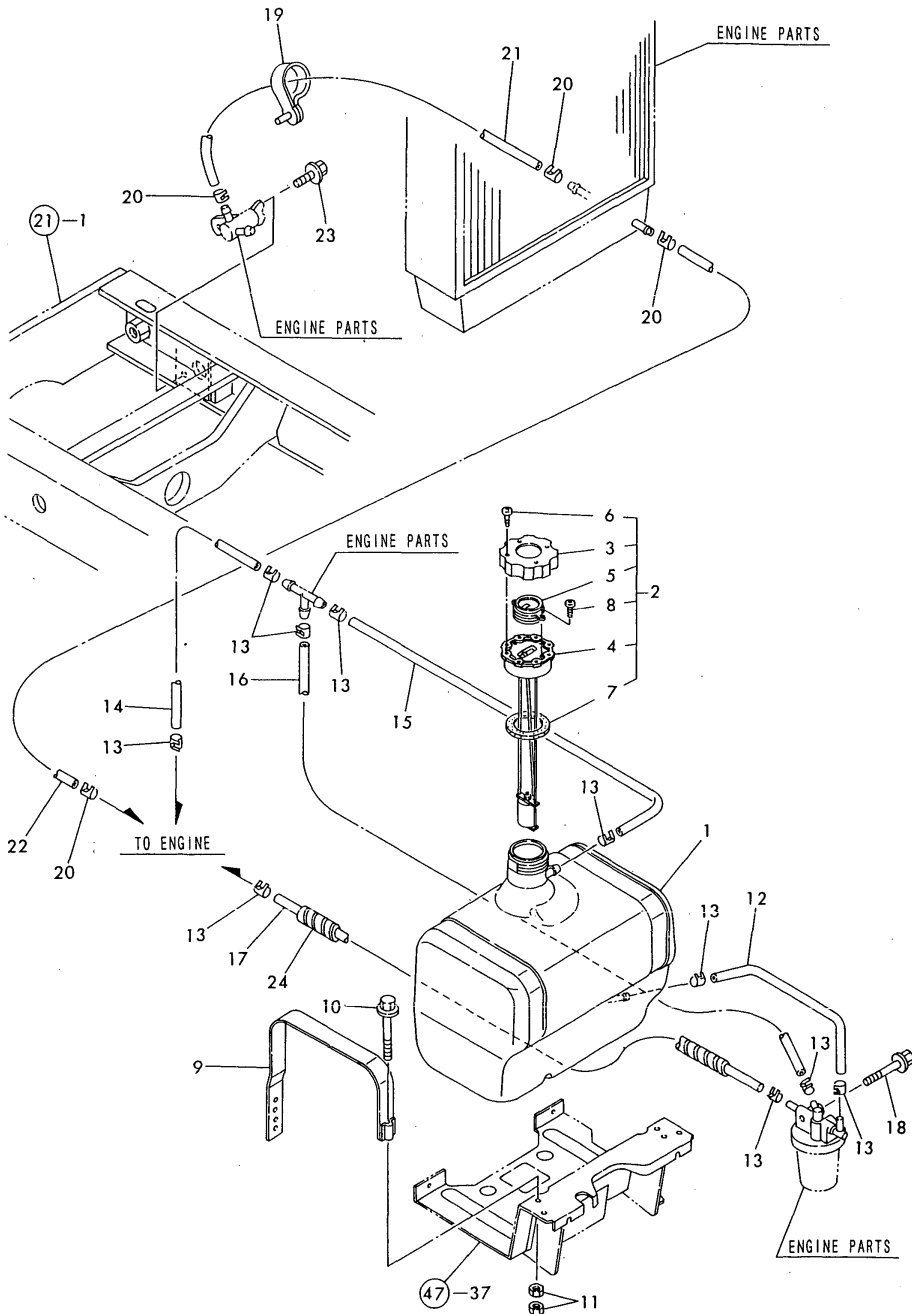
REF.	LEV.	PARTS NO.	DESCRIPTION	Q'TY						I	R
				(A)	(B)	(C)	(D)	(E)	(F)		
1	1	194740-00160	WASHER 10, CONICAL	2	2						
I	1-1	194740-00160	WASHER 10, CONICAL	4	4						K
(A=FROM 1ST) (B=FROM 1ST)											
2	1	194305-01100-U	LEVER, THROTTLE	1	1						
3	1	194305-01150	ARM ASSY, THROTTLE	1	1						
4	1	194464-01190	KNOB, THROTTLE LEVER	1	1						
5	1	198220-01261	PLATE, FRICTION	1	1						
6	1	194150-01270	SPACER 20	1	1						
7	1	194880-01300	WIRE ASSY, THROTTLE	1	1						
8	1	194420-01351	LEVER, THROTTLE LINK	1	1						
9	1	194802-01600	CABLE ASSY, STOP	1	1						
10	2	194180-01530	NUT M11	1	1						
11	2	26716-060002	NUT M 6	2	2						
12	1	22137-100000	WASHER 10,POLISHED	1	1						
13	1	22157-100000	WASHER 10	1	1						
14	1	22417-160180	COTTER PIN 1.6X18	1	1						
15	1	22487-060120	PIN M 6X 12	1	1						
16	1	26116-040102	BOLT M 4X 10 PLATED	1	1						
17	1	26116-050142	BOLT M 5X 14 PLATED	1	1						
18	1	26716-100002	NUT M10	2	2						
19	1	26756-040002	LOCK NUT M 4 PLATED	1	1						
20	1	26756-050002	LOCK NUT M 5 PLATED	1	1						
21	1	26756-080002	LOCK NUT M 8 PLATED	1	1						
22	1	26956-080182	BOLT M 8X18	1	1						
23	1	194802-01550	CABLE ASSY, DECOMP.	1	1						
24	2	194180-01530	NUT M11	1	1						
25	2	26756-060002	LOCK NUT M 6 PLATED	2	2						
26	1	26116-050142	BOLT M 5X 14 PLATED	1	1						
27	1	26756-050002	LOCK NUT M 5 PLATED	1	1						

Fig.19. FUEL TANK

(A)=YM143-HK
(B)=YM143D-HK
(C)=

(D)=
(E)=
(F)=

Fig. 19 FUEL TANK



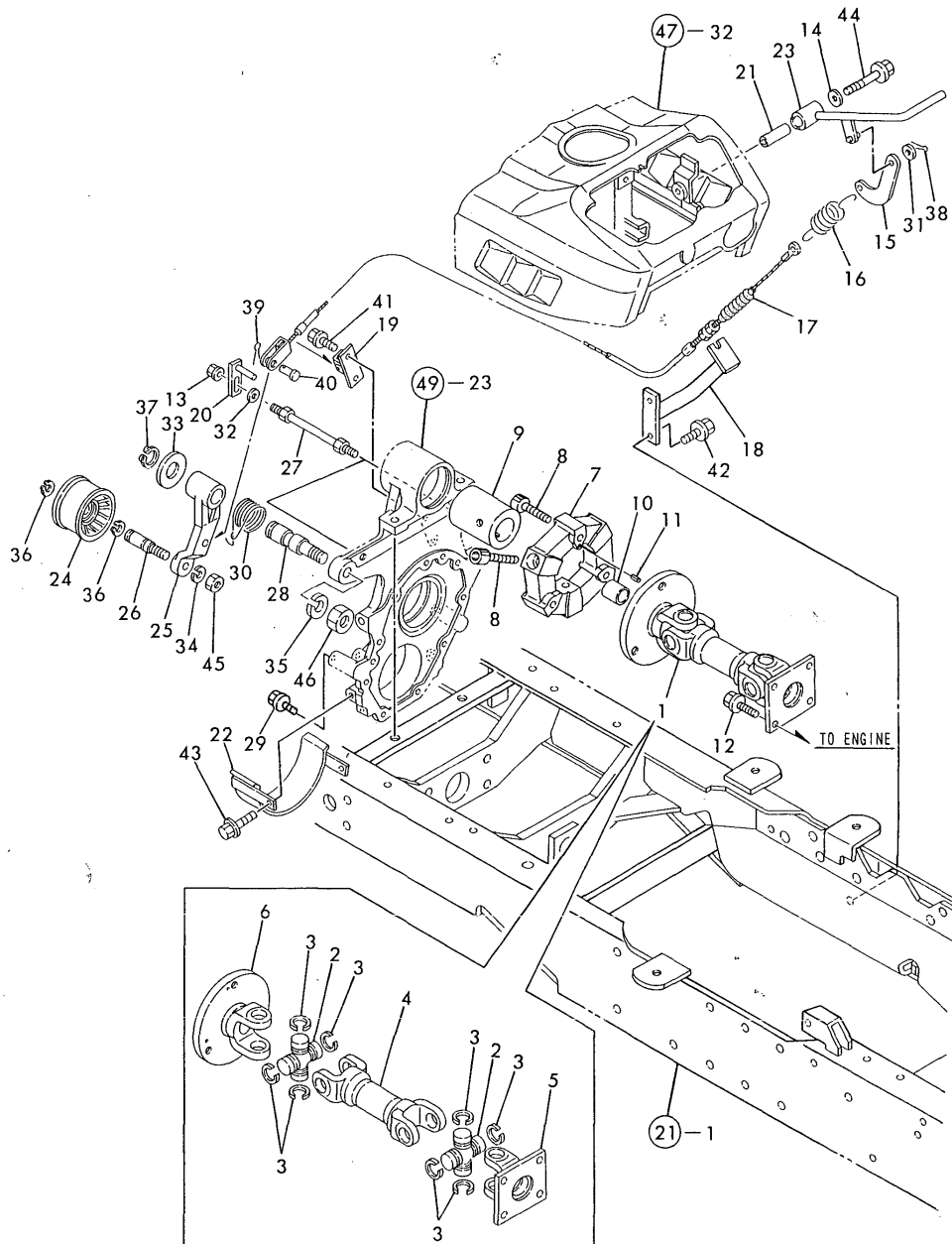
REF.	LEV.	PARTS NO.	DESCRIPTION	QTY						I	R
				(A)	(B)	(C)	(D)	(E)	(F)		
1	1	194446-04112	TANK (17L), FUEL	1	1						
2	1	194145-04302	CAP W/GAUGE, F. TANK	1	1						
3	2	194145-04311	CAP, FUEL TANK	1	1						
4	2	194145-04322	CAP, FUEL TANK	1	1						
5	2	194145-04351	LENS	1	1						
6	2	194145-04460	SCREW 4X12	4	4						
7	2	194145-04521	GASKET	1	1						
8	2	26557-030062	SCREW M 3X 6	2	2						
9	1	194310-04250-U	BAND	2	2						
10	1	26116-080502	BOLT M 8X 50 PLATED	2	2						
I 10-1	1	26106-080502	BOLT M 8X 50 PLATED	2	2						N
		(A=FROM 1ST) (B=FROM 1ST)									
11	1	26716-080002	NUT M 8	4	4						
12	1	194880-04720	PIPE, FUEL TANK	1	1						
13	1	124766-59050	CLAMP 12	10	10						
14	1	23980-730350	FUEL PIPE 7.3X350	1	1						
I 14-1	1	23980-730370	FUEL PIPE 7.3X370	1	1						R
		(A=T/# 10008) (B=T/# 10005)									
15	1	23980-730350	FUEL PIPE 7.3X350	1	1						
I 15-1	1	23980-730370	FUEL PIPE 7.3X370	1	1						R
		(A=T/# 10008) (B=T/# 10005)									
16	1	23980-730500	FUEL PIPE 7.3X500	1	1						
17	1	23980-730540	FUEL PIPE 7.3X540	1	1						
18	1	26106-080652	BOLT M 8X 65 PLATED	1	1						
19	1	194250-51650	CLAMP 66	1	1						
20	1	124766-59050	CLAMP 12	4	4						
21	1	23980-730240	FUEL PIPE 7.3X240	1	1						
I 21-1	1	23980-730300	FUEL PIPE 7.3X300	1	1						N
		(A=FROM 1ST) (B=FROM 1ST)									
22	1	23980-730450	FUEL PIPE 7.3X450	1	1						
I 22-1	1	23980-730500	FUEL PIPE 7.3X500	1	1						R
		(A=T/# 10008) (B=T/# 10005)									
23	1	26106-080162	BOLT M 8X 16 PLATED	1	1						
24	1	194880-04740	TUBE, PROTECT	1	1						

Fig.20. FRONT PTO DRIVE & CONTROL

(A)=YM143-HK
(B)=YM143D-HK
(C)=

(D)=
(E)=
(F)=

Fig. 20 FRONT PTO DRIVE & CONTROL



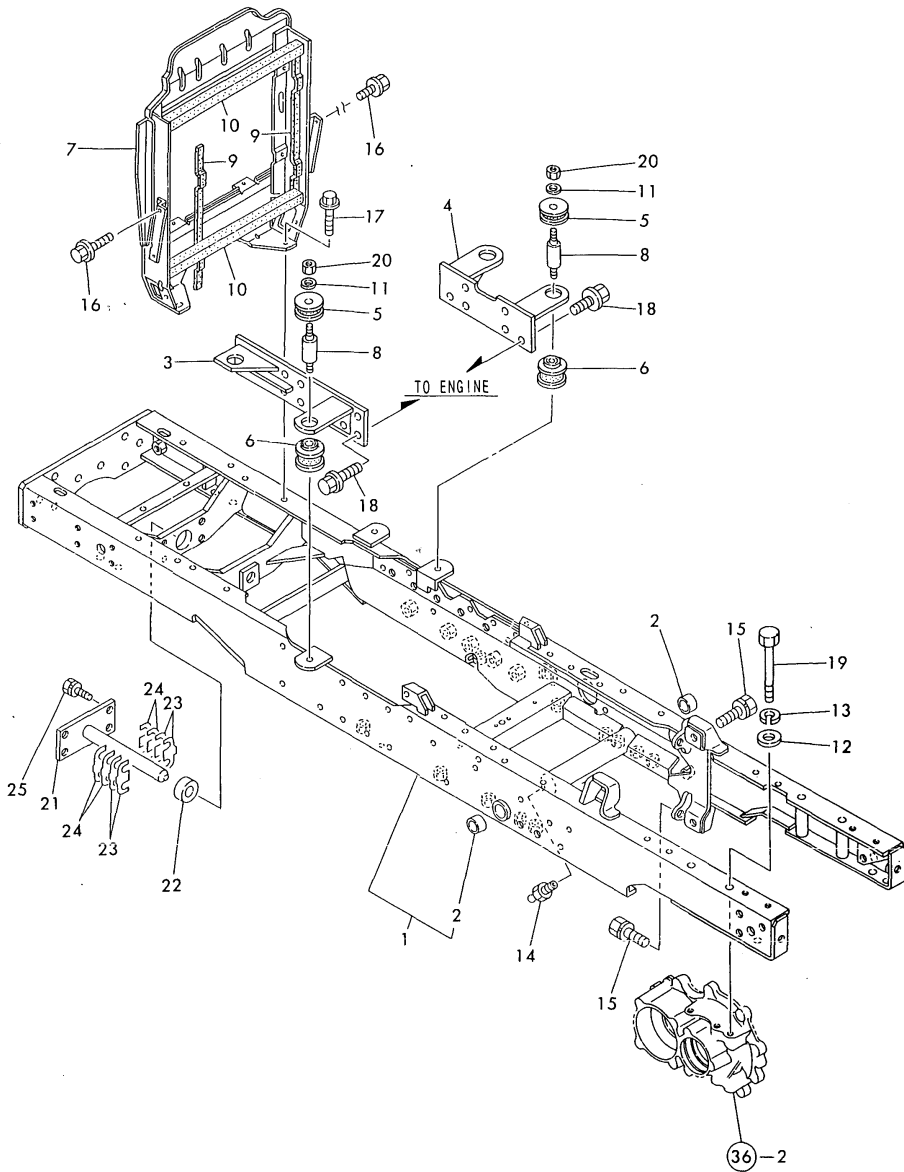
REF.	LEV.	PARTS NO.	DESCRIPTION	QTY						I	R
				(A)	(B)	(C)	(D)	(E)	(F)		
1	1	194860-83100-X	JOINT ASSY,PTO CROSS	1	1						
2	2	194802-22260	JOURNAL	2	2						
3	2	194802-22270	RING, SNAP	8	8						
4	2	194860-83110	YOKE, FLANGE	1	1						
5	2	194115-83120	YOKE, FLANGE	1	1						
6	2	194860-83140	YOKE, FLANGE	1	1						
7	1	194357-83160	COUPLING	1	1						
8	1	194357-83170	BOLT M 8X 30	6	6						
9	1	194860-83220-X	FLANGE, CENTER FLEX	1	1						
10	1	194115-83240	BUSH 16X22X24	1	1						
11	1	22351-040008	SPRING PIN 4X 8	3	3						
12	1	26106-080162	BOLT M 8X 16 PLATED	4	4						
13	1	194990-22140	NUT W/WASHER 8	2	2						
14	1	194145-61570	WASHER 10	1	1						
15	1	1E6150-63190	LINK, CLUTCH	1	1						
16	1	1E6460-65850	SPRING 22.5X105	1	1						
17	1	194880-83360	WIRE, CLUTCH	1	1						
18	1	194115-83390	STAY, CLUTCH WIRE	1	1						
19	1	194880-83410	HOLDER, WIRE	1	1						
20	1	194405-83431	GUIDE, V-BELT	2	2						
21	1	194115-83451	COLLAR 10.5X16X55.5	1	1						
22	1	194405-83461	GUIDE, LOWER	1	1						
23	1	194880-83470	LEVER, FRONT P.T.O.	1	1						
24	1	194115-83510	PULLEY, TENSION	1	1						
25	1	194880-83520-X	ARM, TENSION PULLEY	1	1						
26	1	194880-83530	SHAFT	1	1						
27	1	194880-83550	BOLT	2	2						
28	1	194880-83590	SHAFT, TENSION ARM	1	1						
29	1	194405-83660	BOLT M 8X 14	2	2						
30	1	194880-83680	SPRING, RETURN	1	1						
31	1	22137-080000	WASHER 8, POLISHED	1	1						
32	1	22137-080000	WASHER 8, POLISHED	2	2						
33	1	22137-200000	WASHER 20	1	1						
34	1	22217-100000	SPRING WASHER 10	1	1						
35	1	22217-140000	SPRING WASHER 14	1	1						
36	1	22242-000150	CIRCLIP 15	2	2						
37	1	22242-000200	CIRCLIP 20	1	1						
38	1	22417-160180	COTTER PIN 1.6X18	1	1						
39	1	22417-200300	COTTER PIN 2.0X30	1	1						
40	1	22487-080160	PIN 8X 16	1	1						
41	1	26106-060122	BOLT M 6X 12 PLATED	2	2						
42	1	26106-080162	BOLT M 8X 16 PLATED	2	2						
43	1	26106-080162	BOLT M 8X 16 PLATED	2	2						
44	1	26106-100702	BOLT M10X 70 PLATED	1	1						
45	1	26716-100002	NUT M10	1	1						
46	1	26716-140002	NUT M14	1	1						

Fig.21. FRAME & CENTER PIN

(A)=YM143-HK
(B)=YM143D-HK
(C)=

(D)=
(E)=
(F)=

Fig. 21 FRAME & CENTER PIN



REF.	LEV.	PARTS NO.	DESCRIPTION	QTY						I	R
				(A)	(B)	(C)	(D)	(E)	(F)		
1	1	194860-11000-X	FRAME ASSY	1	1						
2	2	194740-06080	BUSH 25X30X18	2	2						
3	1	194860-11010-X	BRACKET (L), ENGINE	1	1						
4	1	194860-11020-X	BRACKET (R), ENGINE	1	1						
5	1	194115-11230	CUSHION,RUBBER(UPPER	4	4						
6	1	194115-11240	CUSHION,RUBBER(LOWER	4	4						
7	1	194880-11310-X	BRACKET, RADIATOR	1	1						
8	1	194697-11550	BOLT M12	4	4						
9	1	194197-61930	SEAL, BONNET	2	2						
10	1	194370-61990	SUPPORT	2	2						
11	1	194130-62180	WASHER	4	4						
12	1	22137-120000	WASHER 12,POLISHED	4	4						
13	1	22217-120000	WASHER 12,SPRING	4	4						
14	1	24761-010000	NIPPLE M6F, GREASE	1	1						
15	1	26013-120302	BOLT W/WASHER M12X30	8	8						
16	1	26106-080122	BOLT M 8X 12 PLATED	4	4						
17	1	26106-080162	BOLT M 8X 16 PLATED	2	2						
18	1	26106-100202	BOLT M10X 20 PLATED	13	13						
19	1	26116-121152	BOLT M12X115 PLATED	4	4						
20	1	26736-120002	NUT M12	4	4						
21	1	194115-13210	PIN ASSY, CENTER	1	1						
22	1	194191-13220	SPACER 22X42X14	1	1						
23	1	194191-13232	SHIM (T=0.5)	4	4						1
24	1	194191-13240	SHIM (T=0.25)	4	4						1
25	1	26013-120252	BOLT M12X 25	4	4						

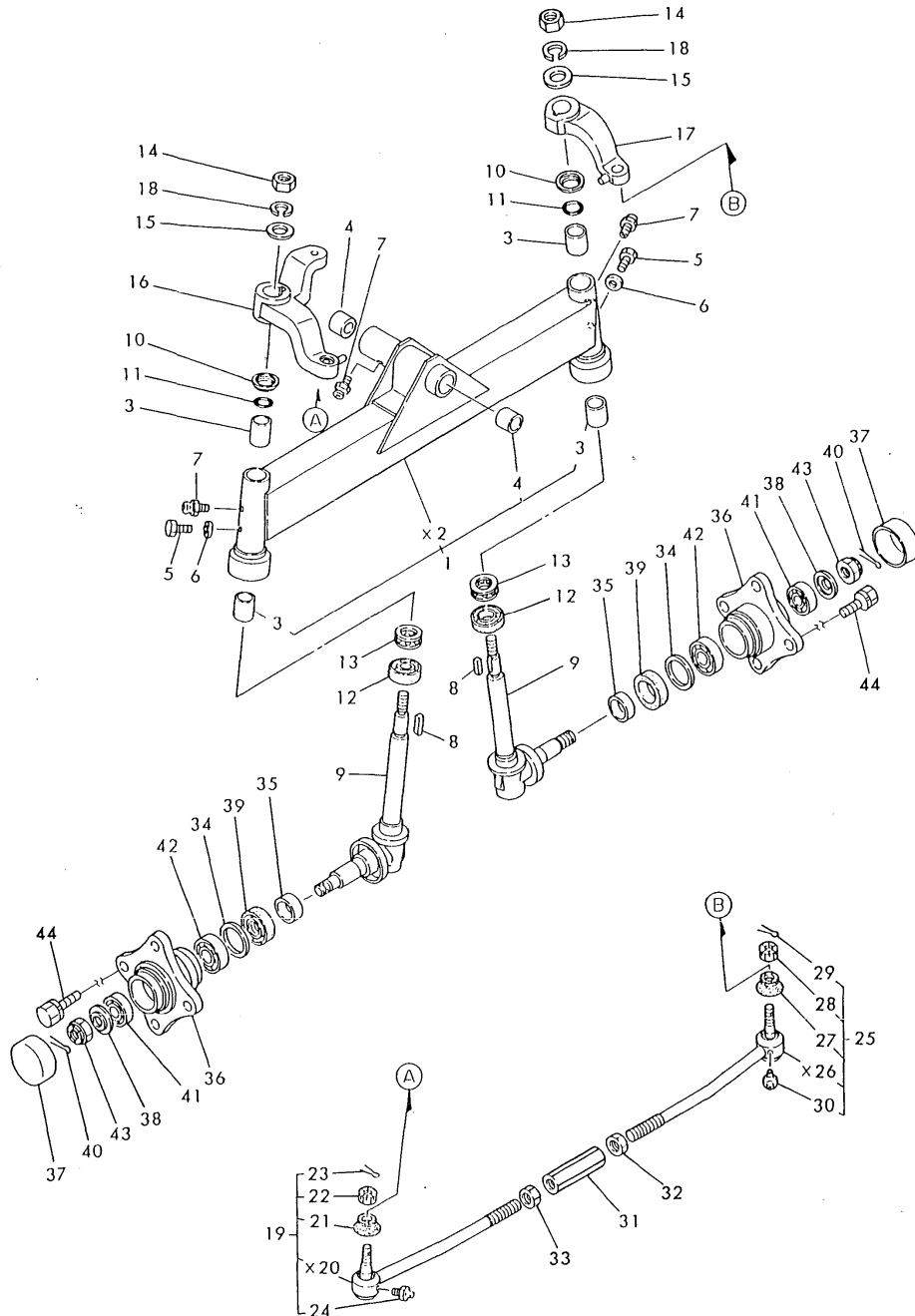
Remarks
(1) USE THE PROPER PART BY CAREFULLY CHOOSING.

Fig.22. FRONT AXLE(FOR YM143-HK)

(A)=YM143-HK
(B)=YM143D-HK
(C)=

(D)=
(E)=
(F)=

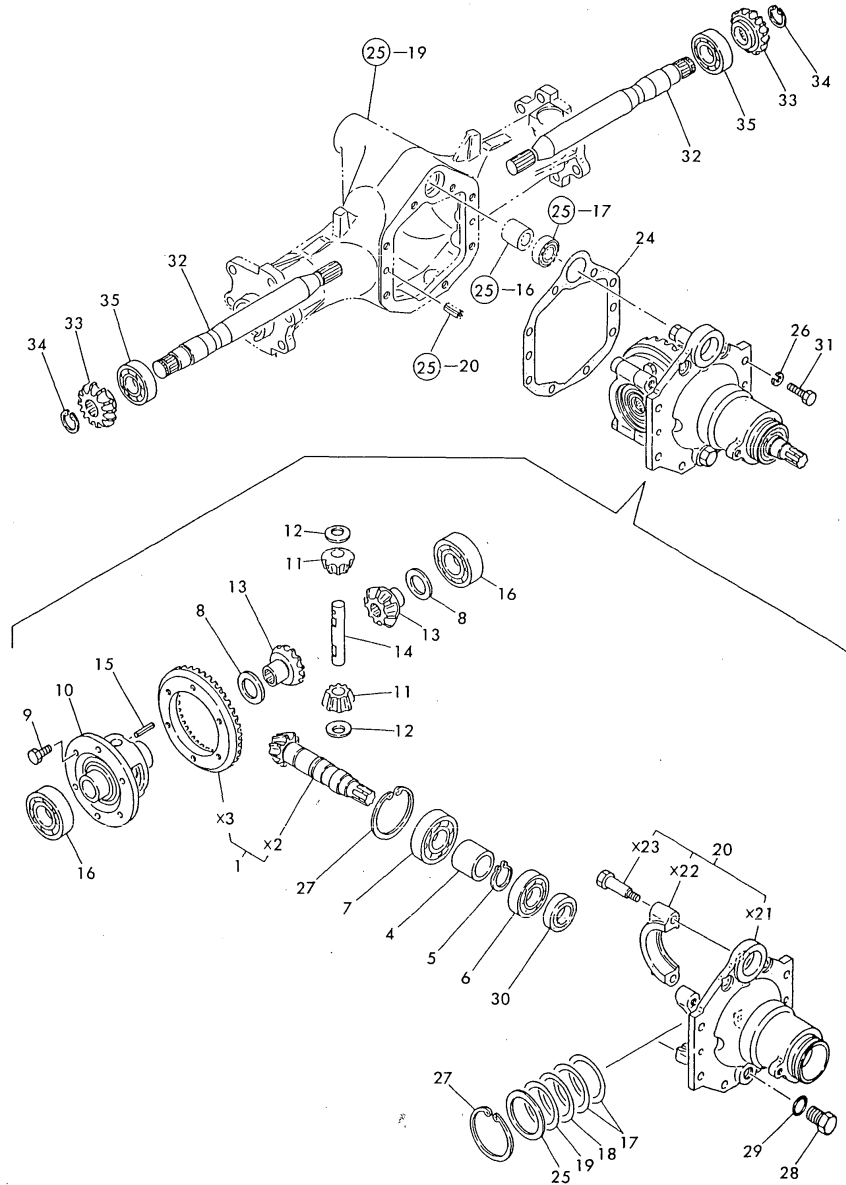
Fig. 22 FRONT AXLE (FOR YM143-HK)



REF.	LEV.	PARTS NO.	DESCRIPTION	QTY						I	R
				(A)	(B)	(C)	(D)	(E)	(F)		
1	1	194305-11200-X	AXLE ASSY, FRONT	1							
3	2	194440-11360	BUSH 25X29X30	4							
4	2	194420-11520	BUSH 22X25X25	2							
5	1	194145-11350	BOLT M 6X 5	2							
6	1	22117-060000	WASHER 6	2							
7	1	24761-060000	NIPPLE MT6X1, GREASE	3							
8	1	194151-11660	KEY 7X26	2							
9	1	194880-11800-X	KINGPIN ASSY	2							
10	1	194151-11840	COVER, KINGPIN	2							
11	1	194151-11860	O-RING 1A-2025	2							
12	1	194440-11870	SEAL TCX6 35 48 10	2							
13	1	24520-511050	BEARING(51105)	2							
14	1	194151-11640	NUT 18	2							
15	1	194151-11650	WASHER 18X36X2.3	2							
16	1	194880-12110-X	ARM (L), KNUCKLE	1							
17	1	194440-12211-X	ARM (R), KNUCKLE	1							
18	1	22217-180000	SPRING WASHER 18	2							
19	1	194306-12312	END ASSY, TIE-ROD	1							
21	2	194730-57220	COVER, DUST	1							
22	2	194730-57241	NUT M12	1							
23	2	22417-300250	COTTER PIN 3.0X 25	1							
24	2	24761-060000	NIPPLE MT6X1, GREASE	1							
25	1	194306-12352	TIE-ROD ASSY	1							
27	2	194730-57220	COVER, DUST	1							
28	2	194730-57241	NUT M12	1							
29	2	22417-300250	COTTER PIN 3.0X 25	1							
30	2	24761-060000	NIPPLE MT6X1, GREASE	1							
31	1	194150-12410-U	TURNBUCKLE M17X95	1							
32	1	194990-22830	NUT M17	1							
33	1	194990-22840	NUT M17	1							
34	1	194151-11670	WASHER 42X51.8X1	2							
35	1	194420-11880	SLEEVE 35X39X15	2							
36	1	194151-12610-X	HUB, FRONT WHEEL	2							
37	1	194151-12620-X	CAP, FRONT WHEEL HUB	2							
38	1	194420-12640	WASHER 20X44X3.2	2							
39	1	194420-12720	SEAL TC6Y395211.5OIL	2							
40	1	22417-400400	COTTER PIN 4.0X40	2							
41	1	24101-062044	BALL BEARING	2							
42	1	24101-062054	BEARING #6205	2							
43	1	26877-200002	CASTLE NUT M20	2							
44	1	194278-12650	BOLT W/WASHER M14X25	8							

Fig.23. RING GEAR OF FRONT AXLE

Fig. 23 RING GEAR OF FRONT AXLE



(A)=YM143-HK
(B)=YM143D-HK
(C)=

(D)=
(E)=
(F)=

REF.	LEV.	PARTS NO.	DESCRIPTION	QTY						I	R	
				(A)	(B)	(C)	(D)	(E)	(F)			
1	1	194306-13100	GEAR ASSY, RING		1							
4	1	194306-13130	COLLAR 25X34X32		1							
5	1	194306-13140	CIRCLIP 24-S		1							
6	1	24101-062054	BEARING #6205		1							
7	1	24101-063054	BEARING #6305		1							
8	1	194301-11720	LINER, SIDE GEAR		2							
9	1	194301-11800	BOLT M 8X 14		6							
10	1	194441-13210	CASE, DIFFERENTIAL		1							
11	1	194441-13220	PINION, DIFFERENTIAL		2							
12	1	194441-13230	LINER, DIFFERENTIAL		2							
13	1	194441-13250	GEAR, DIFF. SIDE		2							
14	1	194441-13260	SHAFT, DIFF. PINION		1							
15	1	22351-040030	SPRING PIN 4X30		1							
16	1	24101-060074	BALL BEARING		2							
17	1	194301-11890	SHIM T=0.1		2							1
18	1	194301-11900	SHIM T=0.3		1							1
19	1	194301-11910	SHIM T=0.5		1							1
20	1	194306-13400	CARRIER, DIFF.		1							
24	1	194306-13451	GASKET, (NON-ASB.)		1							
25	1	194300-32210	COLLAR 45X62X2		1							
26	1	22217-080000	SPRING WASHER 8		8							
27	1	22252-000620	CIRCLIP 62(H)		2							
28	1	23491-140002	PLUG 14		1							
29	1	24311-000160	O-RING 1A P-16.0		1							
30	1	24421-254208	SEAL TC25 42 08, OIL		1							
31	1	26116-080252	BOLT M 8X 25 PLATED		8							
32	1	194306-13511	SHAFT, FRONT DRIVE		2							
33	1	194406-13520	PINION, DRIVE SHAFT		2							
34	1	22292-000220	CIRCLIP S-22		2							
35	1	24101-062054	BEARING #6205		2							

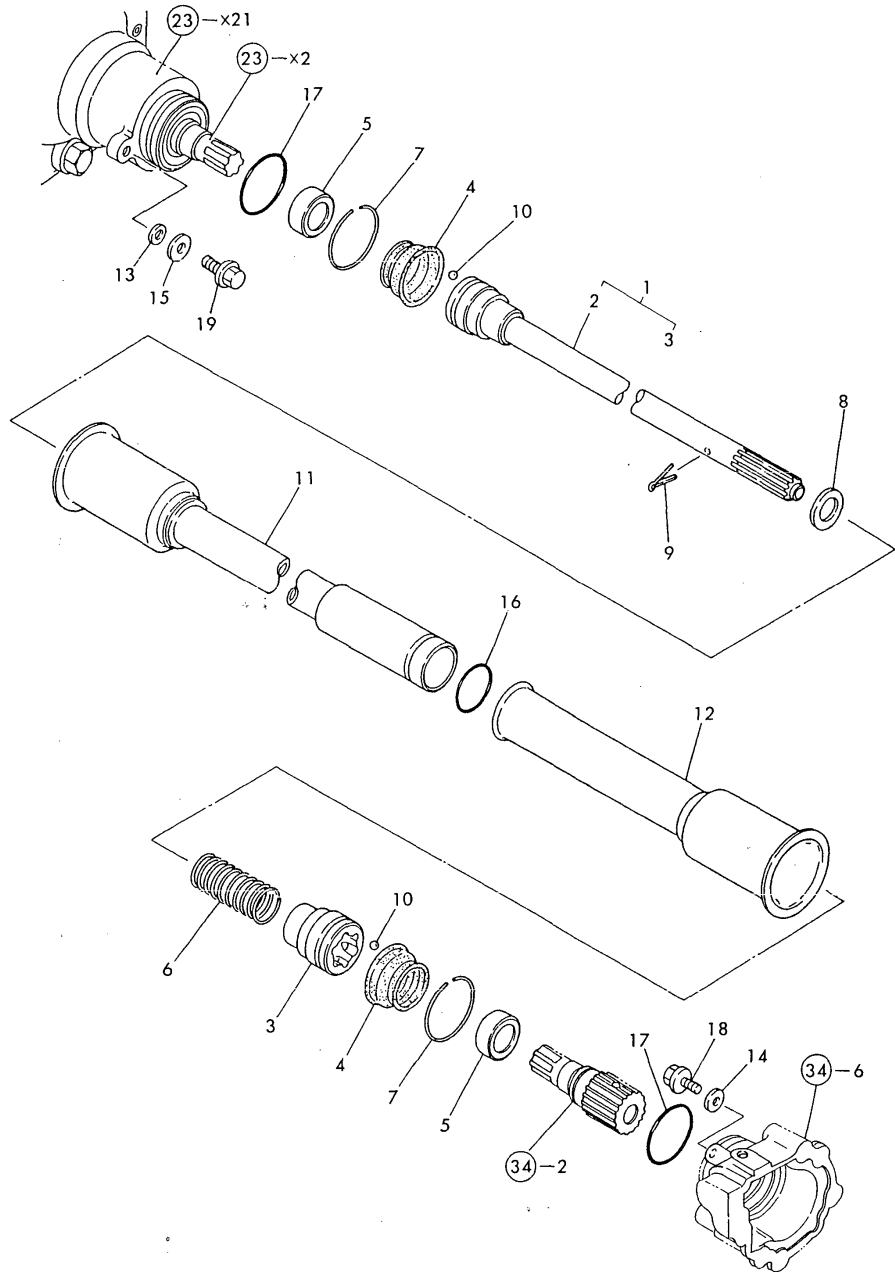
Remarks
(1) USE THE PROPER PART BY CAREFULLY CHOOSING.

Fig.24. PROPELLER SHAFT(FOR YM143D-HK)

(A)=YM143-HK
(B)=YM143D-HK
(C)=

(D)=
(E)=
(F)=

Fig. 24 PROPELLER SHAFT (FOR YM143D-HK)



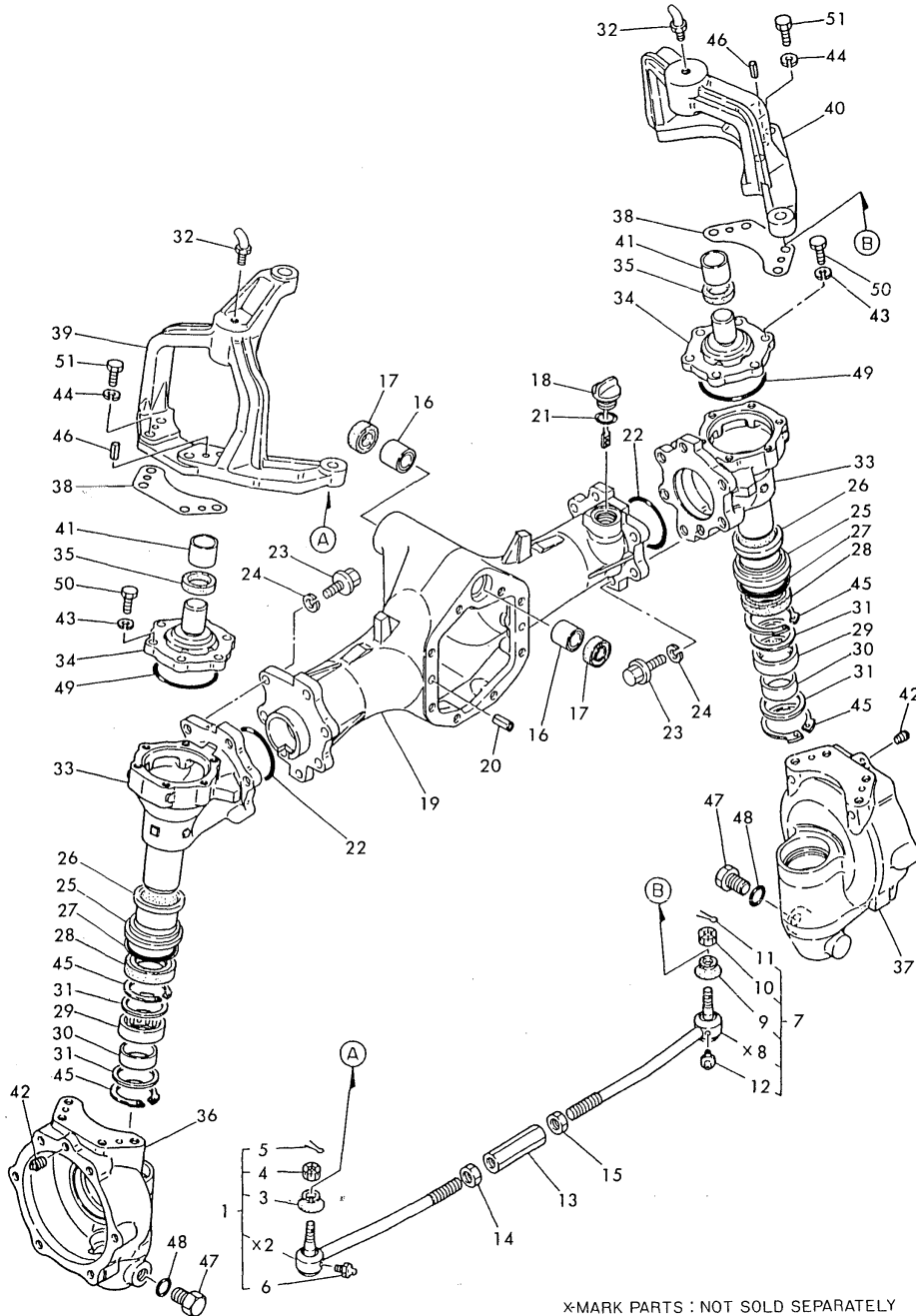
REF.	LEV.	PARTS NO.	DESCRIPTION	QTY						I	R
				(A)	(B)	(C)	(D)	(E)	(F)		
1	1	794861-13300	SHAFT ASSY,PROPELLER		1						
2	2	194861-13300	SHAFT, PROPELLER		1						
3	2	194306-13330-X	COUPLING		1						
4	1	194306-13340	BOOT, RUBBER		2						
5	1	194306-13350	COLLAR 20X30X14		2						
6	1	194306-13360	SPRING, TENSION		1						
7	1	194150-51620	CLAMP, WIRE HARNESS		2						
8	1	22127-160000	WASHER 16		1						
9	1	22417-400400	COTTER PIN 4.0X40		1						
10	1	24190-100001	BALL 5/16, STEEL		12						
11	1	194116-14610	COVER, FRONT SHAFT		1						
12	1	194306-14641-X	COVER, REAR SHAFT		1						
13	1	22117-080000	WASHER 8		1						
14	1	22157-060000	WASHER 6		2						
15	1	22157-080000	WASHER 8		1						
16	1	24311-000300	O-RING 1A P-30.0		1						
17	1	24341-000480	O-RING 1A S-48.0		2						
18	1	26106-060122	BOLT M 6X 12 PLATED		2						
19	1	26106-080162	BOLT M 8X 16 PLATED		1						

Fig.25. FRONT AXLE(FOR YM143D-HK)

(A)=YM143-HK
(B)=YM143D-HK
(C)=

(D)=
(E)=
(F)=

Fig. 25 FRONT AXLE (FOR YM143D-HK)



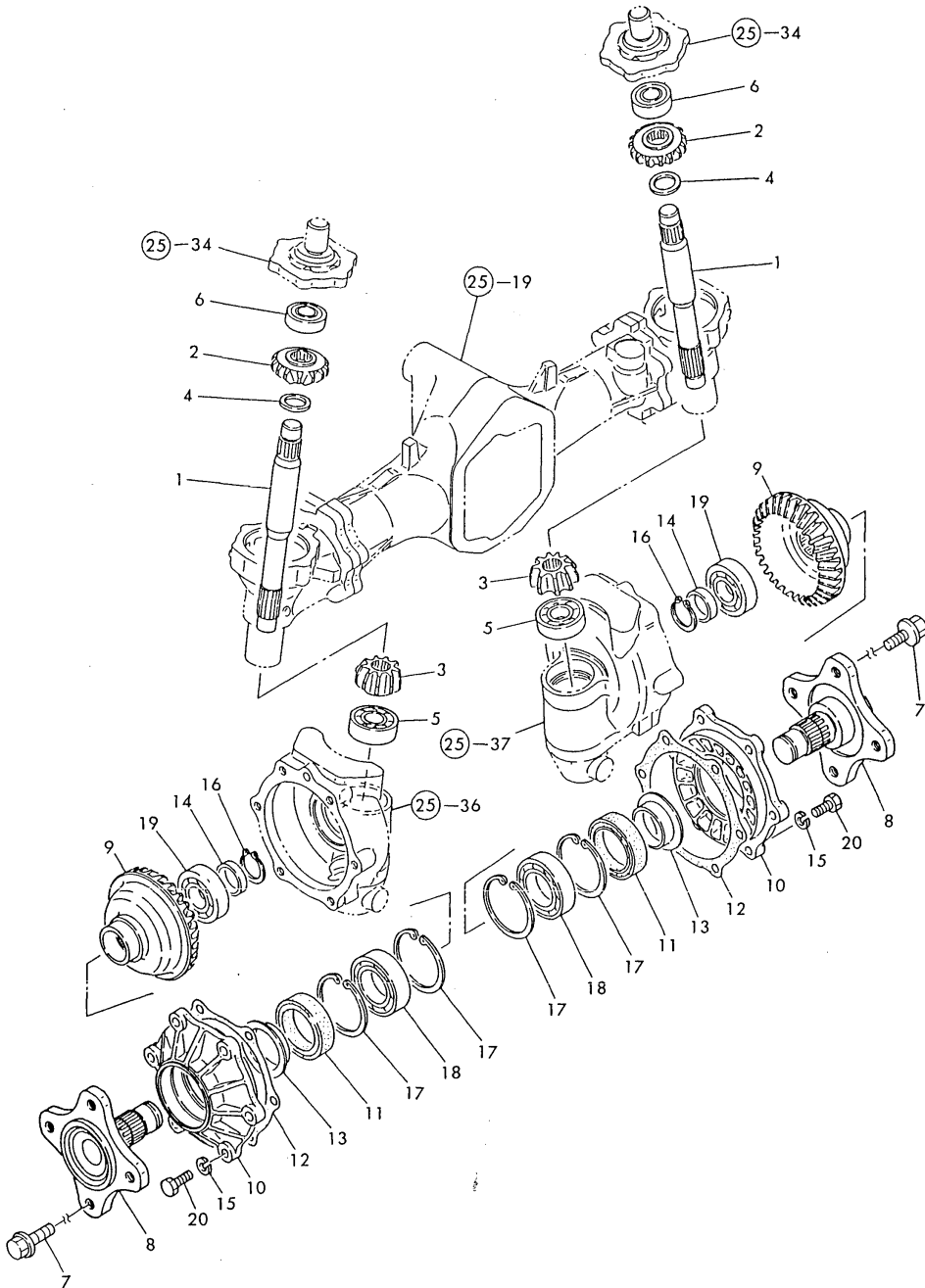
REF.	LEV.	PARTS NO.	DESCRIPTION	QTY						I	R
				(A)	(B)	(C)	(D)	(E)	(F)		
1	1	194306-12312	END ASSY, TIE-ROD		1						
3	2	194730-57220	COVER, DUST		1						
4	2	194730-57241	NUT M12		1						
5	2	22417-300250	COTTER PIN 3.0X 25		1						
6	2	24761-060000	NIPPLE MT6X1, GREASE		1						
7	1	194306-12352	TIE-ROD ASSY		1						
9	2	194730-57220	COVER, DUST		1						
10	2	194730-57241	NUT M12		1						
11	2	22417-300250	COTTER PIN 3.0X 25		1						
12	2	24761-060000	NIPPLE MT6X1, GREASE		1						
13	1	194150-12410	TURNBUCKLE M17X95		1						
14	1	194990-22830	NUT M17		1						
15	1	194990-22840	NUT M17		1						
16	1	194190-11520	BUSH 25X25		2						
17	1	194191-13420	SEAL SC22 32 7, OIL		2						
18	1	194447-13490	CAP W/DIPSTICK		1						
19	1	194306-13601	CASE, FRONT AXLE		1						
20	1	22351-080016	SPRING PIN 8X16		2						
21	1	24311-000180	O-RING 1A P-18.0		1						
22	1	24321-000500	O-RING 1A G-50.0		2						
23	1	194491-13550	BOLT M10X 30		14						
24	1	194274-13570	SPRING WASHER 10		14						
25	1	194306-13630	COLLAR 48X57X10		2						
26	1	194306-13640	SLEEVE 40X50X26		2						
27	1	194306-13650	O-RING 1A P 45.0 A		2						
28	1	194447-13650	SEAL TC6Y445711.5		2						
29	1	194447-13660	NEEDLE BEARING		2						
30	1	194447-13670	RACE 404517, INNER		2						
31	1	194447-13680	WASHER 42X52X1.6		4						
32	1	194850-13690	NIPPLE M6F, GREASE		2						
33	1	194306-13711	CASE, FRONT GEAR		2						
34	1	194306-13721	COVER, GEAR CASE		2						
35	1	194447-13730	SEAL VB25 35 50, OIL		2						
36	1	194306-13740	BOX (L), FRONT GEAR		1						
37	1	194306-13750	BOX (R), FRONT GEAR		1						
38	1	194306-13760	SHIM T=0.3		2						
39	1	194306-13811	SUPPORT (L), KINGPIN		1						
40	1	194306-13821	SUPPORT (R), KINGPIN		1						
41	1	194306-13830	BUSH 25X28X25		2						
42	1	194151-36670	PLUG PT02		2						
43	1	22217-080000	SPRING WASHER 8		12						
44	1	22217-100000	SPRING WASHER 10		8						
45	1	22262-000520	CIRCLIP R-52		4						
46	1	22351-080020	SPRING PIN 8X20		4						
47	1	23491-140002	PLUG 14		2						
48	1	24311-000160	O-RING 1A P-16.0		2						
49	1	24321-000650	O-RING 1A G-65.0		2						
50	1	26116-080252	BOLT M 8X 25 PLATED		12						
51	1	26116-100302	BOLT M10X 30 PLATED		8						

*MARK PARTS : NOT SOLD SEPARATELY

N:Old $\begin{matrix} \text{Yes} \\ \text{No} \end{matrix}$ New, Q:Old $\begin{matrix} \text{No} \\ \text{Yes} \end{matrix}$ New, R:Old $\begin{matrix} \text{Yes} \\ \text{No} \end{matrix}$ New, S:Old $\begin{matrix} \text{No} \\ \text{Yes} \end{matrix}$ New, W:Add, Z:Discontinued, F:Interchangeable by set, K:Qty Change

Fig.26. FRONT SHAFT & FRONT SPINDLE

Fig. 26 FRONT SHAFT & FRONT SPINDLE



(A)=YM143-HK
(B)=YM143D-HK
(C)=

(D)=
(E)=
(F)=

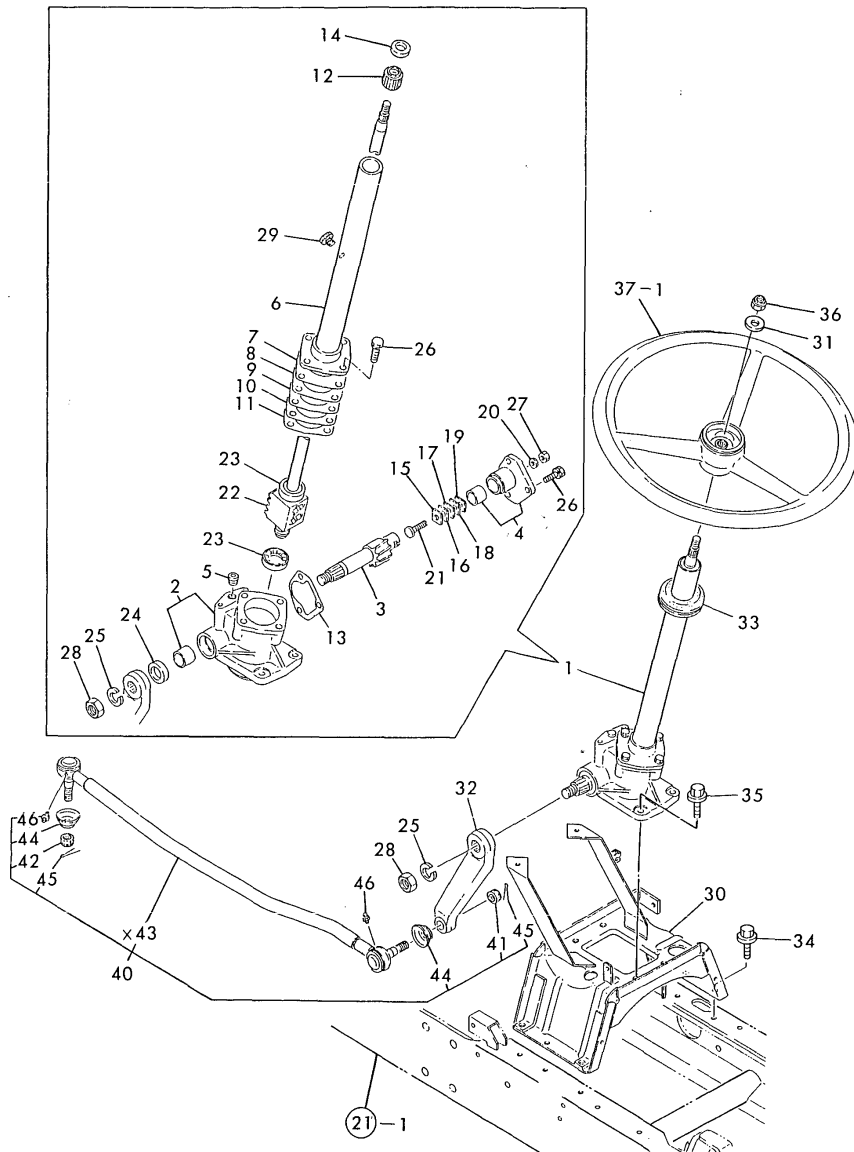
REF.	LEV.	PARTS NO.	DESCRIPTION	QTY						I	R	
				(A)	(B)	(C)	(D)	(E)	(F)			
1	1	194306-13850	SHAFT (2ND), FRONT		2							
2	1	194406-13940	GEAR, FRONT AXLE		2							
3	1	194306-13950	PINION, FINAL		2							
4	1	194320-25340	COLLAR 25X35X3		2							
5	1	24101-063044	BALL BEARING		2							
6	1	24104-063044	BALL BEARING		2							
7	1	194881-12650	BOLT M14X 24		8							
8	1	194697-14110	SPINDLE, FRONT		2							
9	1	194306-14120	GEAR, FINAL		2							
10	1	194306-14130	CASE, FRONT BEARING		2							
11	1	194697-14140	SEAL, OIL		2							
12	1	194306-14151	GASKET		2							
13	1	194697-14180	SLEEVE		2							
14	1	194305-25830	WASHER 30X42X4.5		2							
15	1	22217-100000	SPRING WASHER 10		12							
16	1	22242-000290	CIRCLIP 29		2							
17	1	22252-000750	CIRCLIP 75		4							
18	1	24101-060094	BALL BEARING		2							
19	1	24101-062064	BALL BEARING		2							
20	1	26116-100302	BOLT M10X 30 PLATED		12							

Fig.27. STEERING

(A)=YM143-HK
(B)=YM143D-HK
(C)=

(D)=
(E)=
(F)=

Fig. 27 STEERING



REF.	LEV.	PARTS NO.	DESCRIPTION	QTY						I	R
				(A)	(B)	(C)	(D)	(E)	(F)		
1	1	194115-15100	GEAR ASSY, STEERING	1	1						
2	2	194115-15110	BOX W/BUSH, GEAR	1	1						
3	2	194115-15140	SHAFT, SECTOR	1	1						
4	2	194515-15150	COVER ASSY, SIDE	1	1						
5	2	194262-15170-X	PLUG PT 1/8	1	1						
6	2	194115-15250	COLUMN	1	1						
7	2	194750-15250	SHIM T=0.05	1	1						1
8	2	194750-15260	SHIM T=0.07	1	1						1
9	2	194750-15270	SHIM T=0.08	1	1						1
10	2	194750-15280	SHIM T=0.1	1	1						1
11	2	194750-15290	SHIM T=0.2	1	1						1
12	2	194241-15310	BUSH, COLUMN	1	1						
13	2	194310-15320	GASKET, SIDE COVER	1	1						
14	2	194241-15350	SEAL, OIL	1	1						
15	2	194080-15420	SHIM (A) (T=1.525)	1	1						1
16	2	194080-15430	SHIM (B) (T=1.555)	1	1						1
17	2	194080-15440	SHIM (C) (T=1.585)	1	1						1
18	2	194080-15450	SHIM (D) (T=1.615)	1	1						1
19	2	194080-15460	SHIM (E) (T=1.645)	1	1						1
20	2	194464-15450	SEAL WASHER	1	1						
21	2	194130-15470	SCREW, ADJUSTING	1	1						
22	2	194115-15500	NUT ASSY, BALL	1	1						
23	2	194750-15520	ROLLER BEARING	2	2						
24	2	194740-55620	SEAL, OIL	1	1						
25	2	22217-200000	SPRING WASHER 20	1	1						
26	2	26013-080222	BOLT M 8X 22	7	7						
27	2	26776-100002	LOCK NUT M10 PLATED	1	1						
28	2	26776-200002	LOCK NUT M20 PLATED	1	1						
29	2	194440-15341	PLUG, BREATHER	1	1						
30	1	194880-15200-X	BRACKET ASSY,STEERIN	1	1						
31	1	22137-120000	WASHER 12,POLISHED	1	1						
32	1	194115-15610	ARM, PITMAN	1	1						
33	1	194145-15651	GROMMET 42	1	1						
34	1	26106-080202	BOLT M 8X 20 PLATED	6	6						
35	1	26106-100302	BOLT M10X 30 PLATED	4	4						
36	1	26356-120002	U-NUT M12	1	1						
I 37-1	1	194440-15810	WHEEL, STEERING	1	1						
40	1	194880-16100-X	ROD ASSY, DRAG	1	1						
41	2	194115-16120	CASTLE NUT M12	1	1						
42	2	194115-16130	CASTLE NUT M12	1	1						
44	2	194730-57220	COVER, DUST	2	2						
45	2	22417-300250	COTTER PIN 3.0X 25	2	2						
46	2	24761-060000	NIPPLE MT6X1, GREASE	2	2						

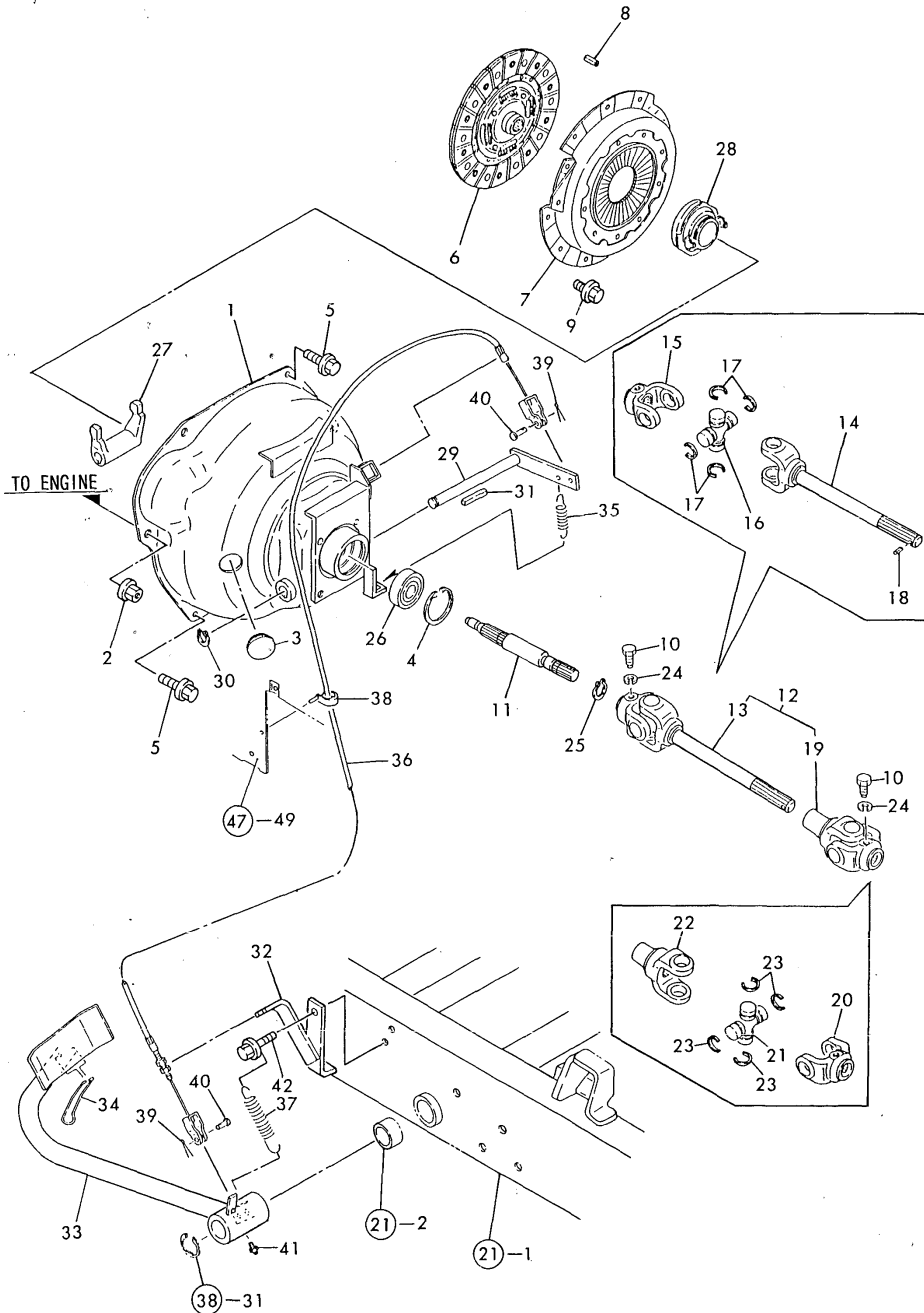
Remarks
(1) USE THE PROPER PART BY CAREFULLY CHOOSING.
(M) MISPRINT.

Fig.28. CLUTCH

(A)=YM143-HK
(B)=YM143D-HK
(C)=

(D)=
(E)=
(F)=

Fig. 28 CLUTCH



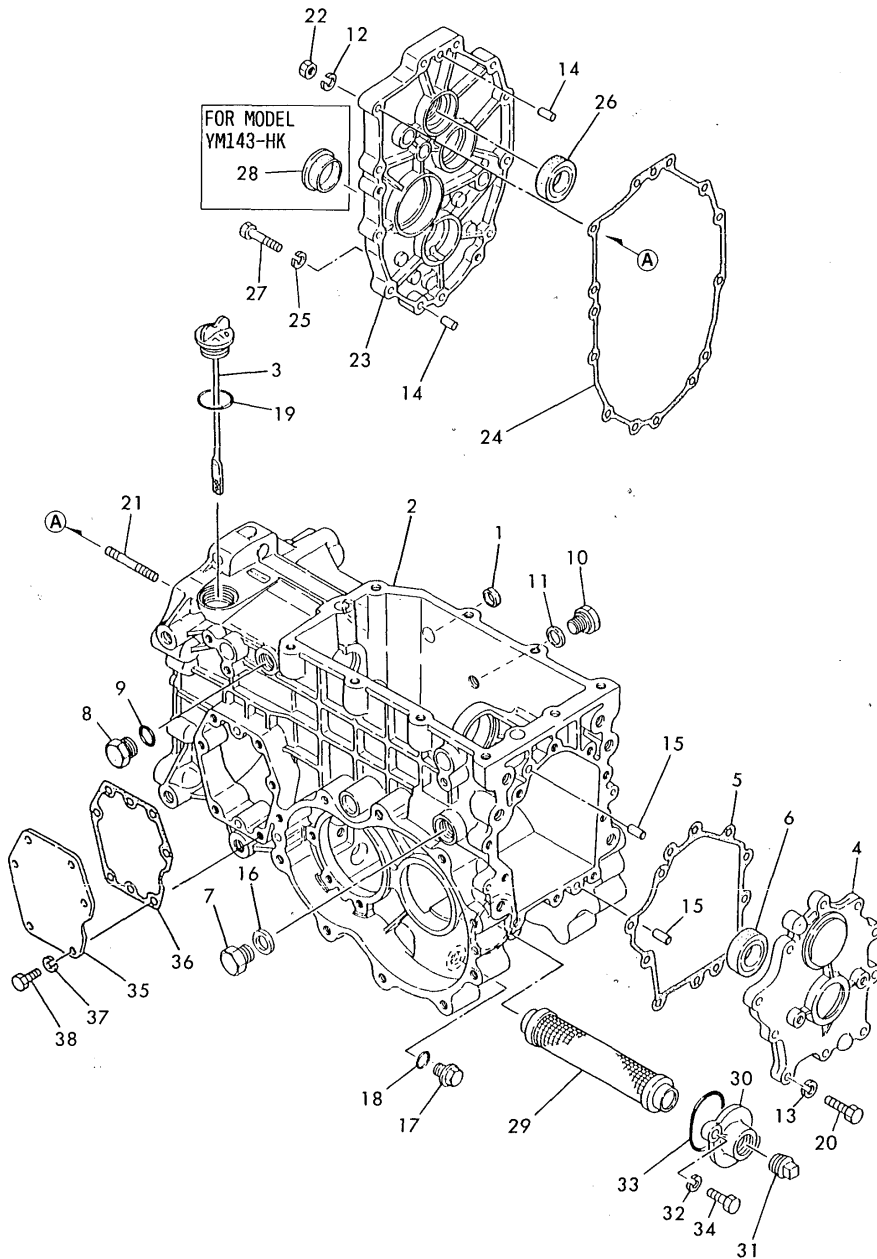
REF.	LEV.	PARTS NO.	DESCRIPTION	QTY						I	R
				(A)	(B)	(C)	(D)	(E)	(F)		
1	1	194860-21100-X	HOUSING ASSY, CLUTCH	1	1						
2	1	194990-22150	NUT W/WASHER 10	2	2						
3	1	194130-61570	GROMMET 27	1	1						
4	1	22252-000470	CIRCLIP 47	1	1						
5	1	26106-080162	BOLT M 8X 16 PLATED	4	4						
6	1	194357-21400	DISC, CLUTCH	1	1						
7	1	194340-21700	PLATE ASSY, PRESSURE	1	1						
8	1	22351-080018	SPRING PIN 8X18	2	2						
9	1	26106-080162	BOLT M 8X 16 PLATED	6	6						
10	1	198221-13410	BOLT	2	2						
11	1	194860-22110	SHAFT, MAIN DRIVE	1	1						
12	1	194359-22200	JOINT ASSY, CROSS	1	1						
13	2	194359-22210	JOINT(F) ASSY, CROSS	1	1						
14	3	194359-22220	SHAFT, YOKE	1	1						
15	3	194305-22230	YOKE, DRIVE SHAFT	1	1						
16	3	194802-22260	JOURNAL	1	1						
17	3	194802-22270	RING, SNAP	4	4						
18	3	22351-030010	SPRING PIN 3X10	1	1						
19	2	194305-22260	JOINT(R) ASSY, CROSS	1	1						
20	3	194305-22230	YOKE, DRIVE SHAFT	1	1						
21	3	194802-22260	JOURNAL	1	1						
22	3	194305-22270	YOKE, SLEEVE	1	1						
23	3	194802-22270	RING, SNAP	4	4						
24	1	22217-080000	SPRING WASHER 8	2	2						
25	1	22242-000170	CIRCLIP 17	1	1						
26	1	24104-063034	BALL BEARING	1	1						
27	1	194800-22311	ARM, CLUTCH RELEASE	1	1						
28	1	194800-22320	BEARING, CLUTCH	1	1						
29	1	194305-22350-X	SHAFT, CLUTCH RELEASE	1	1						
30	1	22242-000120	CIRCLIP 12	1	1						
31	1	22512-040340	KEY 4X 34	1	1						
32	1	194405-21150	STAY, CLUTCH WIRE	1	1						
33	1	194305-22401-X	PEDAL, CLUTCH	1	1						
34	1	194440-22441	LEVER, CLUTCH LOCK	1	1						
35	1	194800-22480	SPRING 58	1	1						
36	1	194357-22501	CABLE, CLUTCH WIRE	1	1						
37	1	194305-37520	SPRING, RETURN	1	1						
38	1	194250-51660	BAND 250	1	1						
39	1	22417-160180	COTTER PIN 1.6X18	2	2						
40	1	22487-060120	PIN M 6X 12	2	2						
41	1	24761-010000	NIPPLE M6F, GREASE	1	1						
42	1	26106-080122	BOLT M 8X 12 PLATED	1	1						

Fig.29. TRANSMISSION HOUSING

(A)=YM143-HK
(B)=YM143D-HK
(C)=

(D)=
(E)=
(F)=

Fig. 29 TRANSMISSION HOUSING



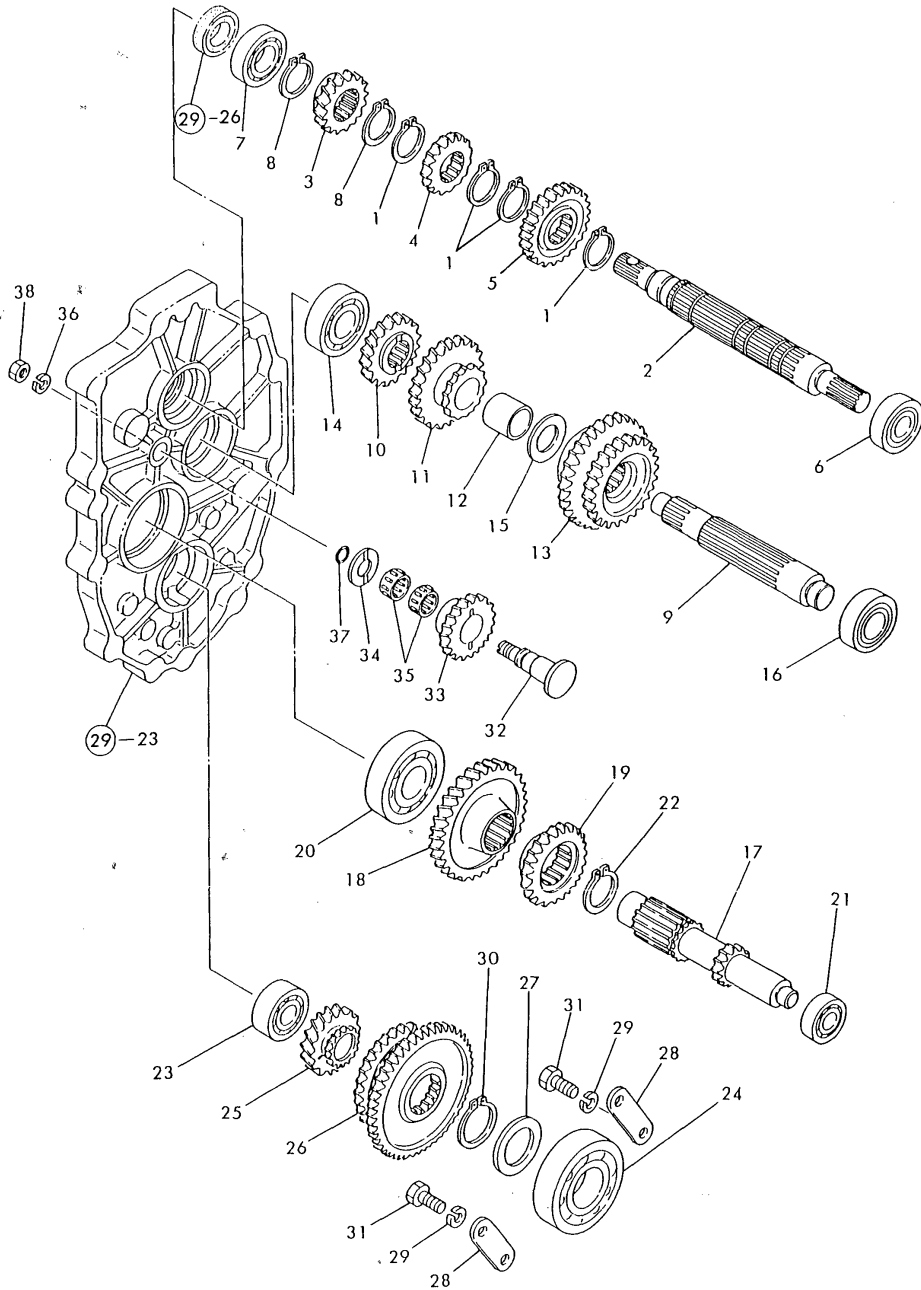
REF.	LEV.	PARTS NO.	DESCRIPTION	QTY						I	R
				(A)	(B)	(C)	(D)	(E)	(F)		
1	1	194197-21170	PLUG M17X 4	1	1						
2	1	194305-24110-X	HOUSING,TRANSMISSION	1	1						
3	1	194405-24290	DIPSTICK 33X167	1	1						
4	1	194305-24350-X	COVER, TRANSMISSION	1	1						
5	1	194305-24361	GASKET, (NON-ASB.)	1	1						
6	1	194197-24370	SEAL TC30 50 8, OIL	1	1						
7	1	194310-24660	PLUG M18	1	1						
8	1	194464-45920	PLUG 3/4-16UNF	1	1						
9	1	194464-45930	O-RING 8-1	1	1						
10	1	194312-46750	PLUG PF3/8	1	1						
11	1	194555-77910	GASKET	1	1						
12	1	22217-080000	SPRING WASHER 8	4	4						
13	1	22217-080000	SPRING WASHER 8	10	10						
14	1	22312-080160	PARALLEL PIN 8X 16	2	2						
15	1	22312-080160	PARALLEL PIN 8X 16	2	2						
16	1	23414-180000	GASKET 18, ROUND	1	1						
17	1	23491-140002	PLUG 14	1	1						
18	1	24311-000160	O-RING 1A P-16.0	1	1						
19	1	24351-020300	O-RING 1A 2030	1	1						
20	1	26116-080302	BOLT M 8X 30 PLATED	10	10						
21	1	26226-080352	STUD M 8X 35 PLATED	4	4						
22	1	26716-080002	NUT M 8	4	4						
23	1	194405-24160-X	PLATE, CENTER	1	1						
24	1	194305-24181	GASKET, (NON-ASB.)	1	1						
25	1	22217-080000	SPRING WASHER 8	7	7						
26	1	24421-203508	SEAL TC20 35 08, OIL	1	1						
27	1	26116-080402	BOLT M 8X 40 PLATED	7	7						
28	1	27260-350001	COVER 35, BLIND	1							
29	1	194305-24930	STRAINER, OIL	1	1						
30	1	194305-24970-X	COVER, STRAINER	1	1						
31	1	194322-24980	PLUG 1/2-NPT	1	1						
32	1	22217-080000	SPRING WASHER 8	2	2						
33	1	24341-000500	O-RING 1A S-50.0	1	1						
34	1	26116-080202	BOLT M 8X 20 PLATED	2	2						
I 35	1	194305-24410	COVER, SIDE	1	1						W
		(A=FROM 1ST) (B=FROM 1ST)									
I 36	1	194305-24421	GASKET, (NON-ASB.)	1	1						W
		(A=FROM 1ST) (B=FROM 1ST)									
I 37	1	22217-080000	SPRING WASHER 8	6	6						W
		(A=FROM 1ST) (B=FROM 1ST)									
I 38	1	26116-080202	BOLT M 8X 20 PLATED	6	6						W
		(A=FROM 1ST) (B=FROM 1ST)									

Fig.30. TRANSMISSION GEARS

(A)=YM143-HK
(B)=YM143D-HK
(C)=

(D)=
(E)=
(F)=

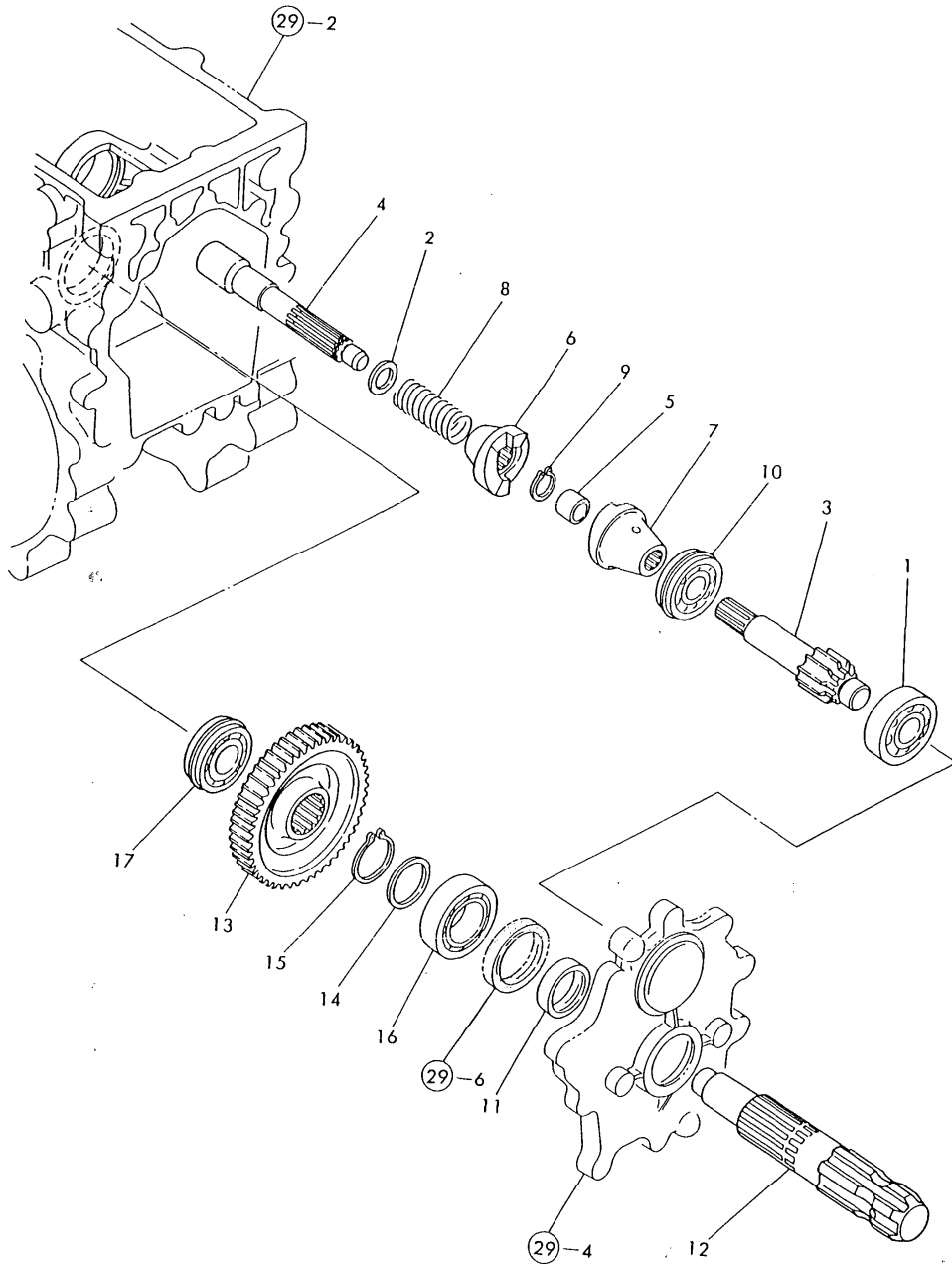
Fig. 30 TRANSMISSION GEARS



REF.	LEV.	PARTS NO.	DESCRIPTION	QTY						I	R
				(A)	(B)	(C)	(D)	(E)	(F)		
1	1	194306-13140	CIRCLIP 24-S	4	4						
2	1	194405-25121	SHAFT, MAIN	1	1						
3	1	194305-25130	GEAR, MAIN	1	1						
4	1	194405-25140	GEAR, MAIN 16	1	1						
5	1	194405-25150	GEAR, MAIN 23	1	1						
6	1	194305-25160	BALL BEARING	1	1						
7	1	194515-25180	BALL BEARING	1	1						
8	1	22242-000240	CIRCLIP 24	2	2						
9	1	194405-25310	SHAFT, DRIVEN	1	1						
10	1	194405-25320	GEAR, DRIVEN 18	1	1						
11	1	194215-25330	GEAR, DRIVEN 25	1	1						
12	1	194405-25340	COLLAR 20X25X33	1	1						
13	1	194405-25360	GEAR, SLIDE	1	1						
14	1	194670-25370	BALL BEARING	1	1						
15	1	194241-28170	WASHER 20X34X2.5	1	1						
16	1	194405-83910	BEARING TMB204	1	1						
17	1	194405-25500	SHAFT, REDUCTION	1	1						
18	1	194305-25510	GEAR, REDUCTION	1	1						
19	1	194305-25520	GEAR, REDUCTION	1	1						
20	1	194555-25880	BALL BEARING	1	1						
21	1	194405-83920	BALL BEARING	1	1						
22	1	22242-000290	CIRCLIP 29	1	1						
23	1	194670-25370	BALL BEARING	1	1						
24	1	194197-25810	BALL BEARING	1	1						
25	1	194405-25810	GEAR, COUNTER 17	1	1						
26	1	194305-25820	GEAR, SLIDE	1	1						
27	1	194305-25830	WASHER 30X42X4.5	1	1						
28	1	194305-25840	HOLDER, BEARING	2	2						
29	1	22217-080000	SPRING WASHER 8	4	4						
30	1	22242-000290	CIRCLIP 29	1	1						
31	1	26116-080202	BOLT M 8X 20 PLATED	4	4						
32	1	194215-25910	SHAFT, REVERSE IDLE	1	1						
33	1	194305-25920	GEAR, REVERSE IDLE	1	1						
34	1	194305-25930	WASHER 14X38X3.2	1	1						
35	1	194305-25940	NEEDLE BEARING	2	2						
36	1	22217-080000	SPRING WASHER 8	1	1						
37	1	24311-240100	O-RING 1A P-10A	1	1						
38	1	26716-080002	NUT M 8	1	1						

Fig.31. P.T.O. SHAFT

Fig. 31 P.T.O. SHAFT



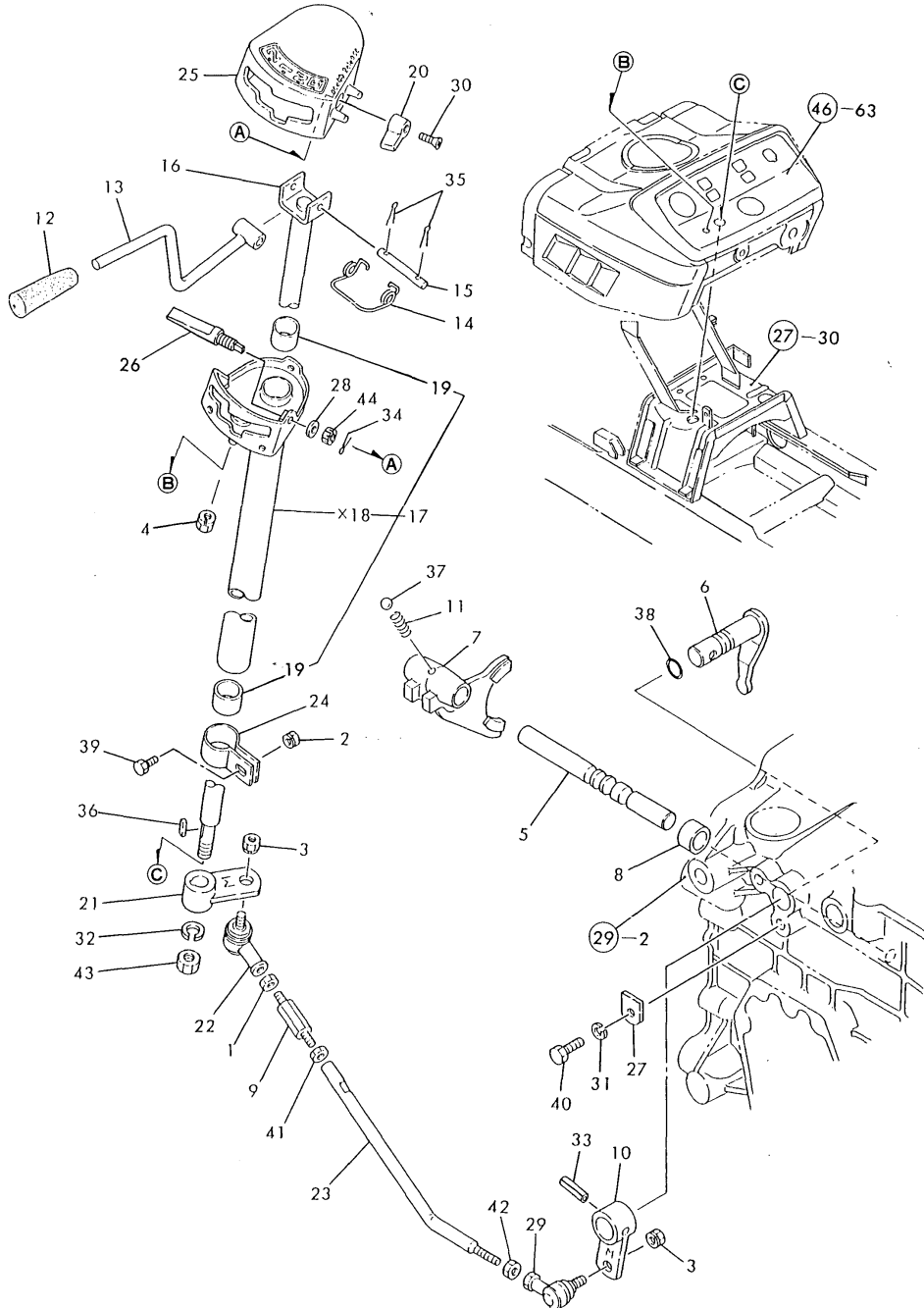
(A)=YM143-HK
(B)=YM143D-HK
(C)=

(D)=
(E)=
(F)=

REF.	LEV.	PARTS NO.	DESCRIPTION	QTY						I	R
				(A)	(B)	(C)	(D)	(E)	(F)		
1	1	194447-13860	BALL BEARING	1	1						
2	1	194197-25930	WASHER 17X24X1.6	1	1						
3	1	194115-26110	SHAFT, PINION	1	1						
4	1	194305-26120	SHAFT, CONNECTING	1	1						
5	1	194446-26280	BUSH 14X18X15	1	1						
6	1	198220-26410	CLUTCH (A), 1-WAY	1	1						
7	1	198220-26420	CLUTCH (B), 1-WAY	1	1						
8	1	194446-26450	SPRING, 1-WAY CLUTCH	1	1						
9	1	22242-000160	CIRCLIP 16	1	1						
10	1	24121-063034	BALL BEARING	1	1						
11	1	195040-13320	COLLAR 30X38X14,SEAL	1	1						
12	1	194305-26501	SHAFT, P.T.O	1	1						
13	1	194115-26610	GEAR, SLIDE	1	1						
14	1	194310-37560	WASHER	1	1						
15	1	22242-000290	CIRCLIP 29	1	1						
16	1	24101-060064	BALL BEARING	1	1						
17	1	24121-062044	BALL BEARING	1	1						

Fig.32. MAIN SHIFT

Fig. 32 MAIN SHIFT



(A)=YM143-HK
(B)=YM143D-HK
(C)=

(D)=
(E)=
(F)=

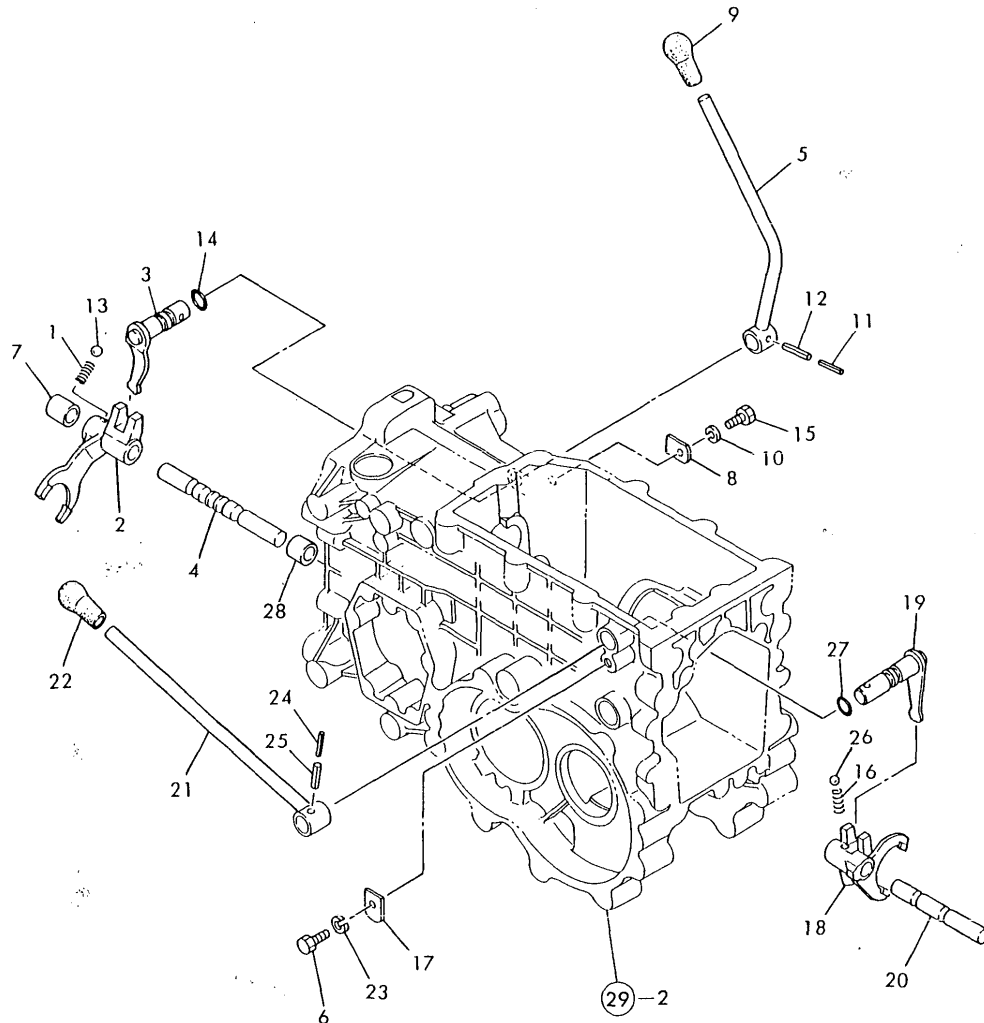
REF.	LEV.	PARTS NO.	DESCRIPTION	QTY						I	R
				(A)	(B)	(C)	(D)	(E)	(F)		
1	1	194990-20170	NUT W/WASHER 8	1	1						
2	1	194990-22040	NUT W/WASHER 6	1	1						
3	1	194990-22050	NUT W/WASHER 8	2	2						
4	1	194990-22050	NUT W/WASHER 8	1	1						
5	1	194405-27100-X	SHAFT, MAIN CHANGE	1	1						
6	1	194405-27120	ARM, SHIFT	1	1						
7	1	194405-27130	FORK, SHIFT	1	1						
8	1	194405-27140	COLLAR 15X21.7X10	1	1						
9	1	194490-27150	BOLT, ADJUST	1	1						
10	1	194405-27170-X	ARM, MAIN CHANGE	1	1						
11	1	194310-27180	SPRING 22.2	1	1						
12	1	194305-27200	KNOB, MAIN CHANGE	1	1						
13	1	194405-27211	LEVER ASSY, M-CHANGE	1	1						
14	1	194305-27240	SPRING	1	1						
15	1	194305-27251	PIN 5X 44	1	1						
16	1	194305-27260	SHAFT, MAIN SHIFT	1	1						
17	1	194405-27302	GUIDE ASSY, LEVER	1	1						
19	2	24550-013150	BUSHING 13X15	2	2						
20	1	194305-27351-U	LEVER, SAFETY LOCK	1	1						
21	1	194405-27360	ARM, MAIN SHIFT	1	1						
22	1	194820-27370	END (L), ROD	1	1						
23	1	194405-27390	ROD, MAIN SHIFT	1	1						
24	1	194305-27410	CLAMP, LEVER GUIDE	1	1						
25	1	194405-27421	COVER, LEVER GUIDE	1	1						
26	1	194305-27342	SHAFT, SAFETY LOCK	1	1						
27	1	194197-27681	PLATE, KEEP	1	1						
28	1	194300-37570	SPRING, CONICAL	1	1						
29	1	172112-41980	BEARING, ROD-END	1	1						
30	1	194450-51700	SCREW M 3X 10	1	1						
31	1	22217-080000	SPRING WASHER 8	1	1						
32	1	22217-100000	SPRING WASHER 10	1	1						
33	1	22351-060028	SPRING PIN 6X28	1	1						
34	1	22417-160180	COTTER PIN 1.6X18	1	1						
35	1	22417-160180	COTTER PIN 1.6X18	2	2						
36	1	22512-040120	KEY 4X 12	1	1						
37	1	24190-100001	BALL 5/16, STEEL	1	1						
38	1	24311-000125	O-RING 1A P-12.5	1	1						
39	1	26116-060162	BOLT M 6X 16 PLATED	1	1						
40	1	26116-080202	BOLT M 8X 20 PLATED	1	1						
41	1	26716-080002	NUT M 8	1	1						
42	1	26716-080002	NUT M 8	1	1						
43	1	26716-100002	NUT M10	1	1						
44	1	26817-080002	CASTLE NUT M 8	1	1						

Fig.33. RANGE SHIFT & P.T.O. SHIFT

(A)=YM143-HK
(B)=YM143D-HK
(C)=

(D)=
(E)=
(F)=

Fig. 33 RANGE SHIFT & P.T.O. SHIFT

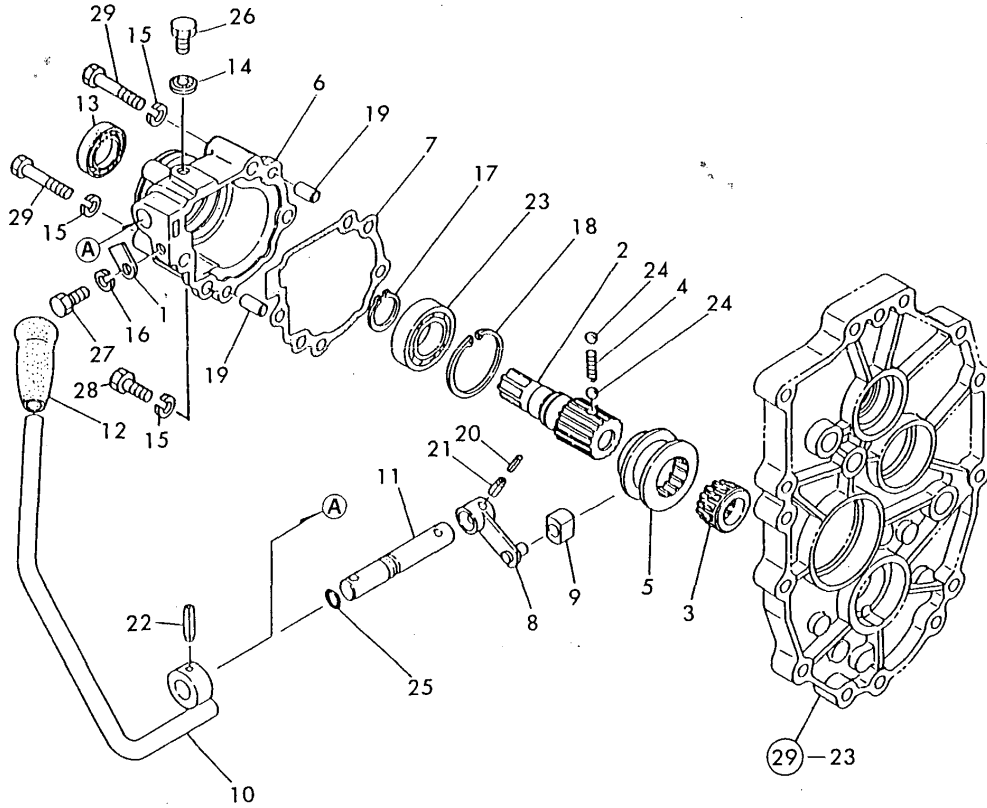


REF.	LEV.	PARTS NO.	DESCRIPTION	QTY						I	R	
				(A)	(B)	(C)	(D)	(E)	(F)			
1	1	194310-27180	SPRING 22.2	1	1							
2	1	194215-27500	FORK, SHIFT	1	1							
3	1	194305-27510	ARM, SHIFT	1	1							
4	1	194305-27520	SHAFT, FORK	1	1							
5	1	194305-27530	LEVER, SHIFT	1	1							
6	1	26116-080202	BOLT M 8X 20 PLATED	1	1							
7	1	194305-27550	COLLAR 15X21.7X27	1	1							
8	1	194197-27681	PLATE, KEEP	1	1							
9	1	194990-85561	KNOB	1	1							
10	1	22217-080000	SPRING WASHER 8	1	1							
11	1	22351-035025	SPRING PIN 3.5X25	1	1							
12	1	22351-060025	SPRING PIN 6X25	1	1							
13	1	24190-100001	BALL 5/16, STEEL	1	1							
14	1	24311-000125	O-RING 1A P-12.5	1	1							
15	1	26116-080202	BOLT M 8X 20 PLATED	1	1							
16	1	194310-27180	SPRING 22.2	1	1							
17	1	194197-27681	PLATE, KEEP	1	1							
18	1	194115-27700	FORK, SHIFT	1	1							
19	1	194305-27710-X	LEVER, SHIFT	1	1							
20	1	194115-27720	SHAFT, FORK	1	1							
21	1	194305-27731	LEVER, SHIFT	1	1							
22	1	194155-27810	KNOB, PTO	1	1							
23	1	22217-080000	SPRING WASHER 8	1	1							
24	1	22351-035025	SPRING PIN 3.5X25	1	1							
25	1	22351-060025	SPRING PIN 6X25	1	1							
26	1	24190-100001	BALL 5/16, STEEL	1	1							
27	1	24311-000125	O-RING 1A P-12.5	1	1							
I 28	1	194305-27540	COLLAR 15X21.7X19	1	1							W

(A)=FROM 1ST) (B)=FROM 1ST)

Fig.34. FRONT DRIVE & SHIFT LEVER

Fig. 34 FRONT DRIVE & SHIFT LEVER



(A)=YM143-HK
(B)=YM143D-HK
(C)=

(D)=
(E)=
(F)=

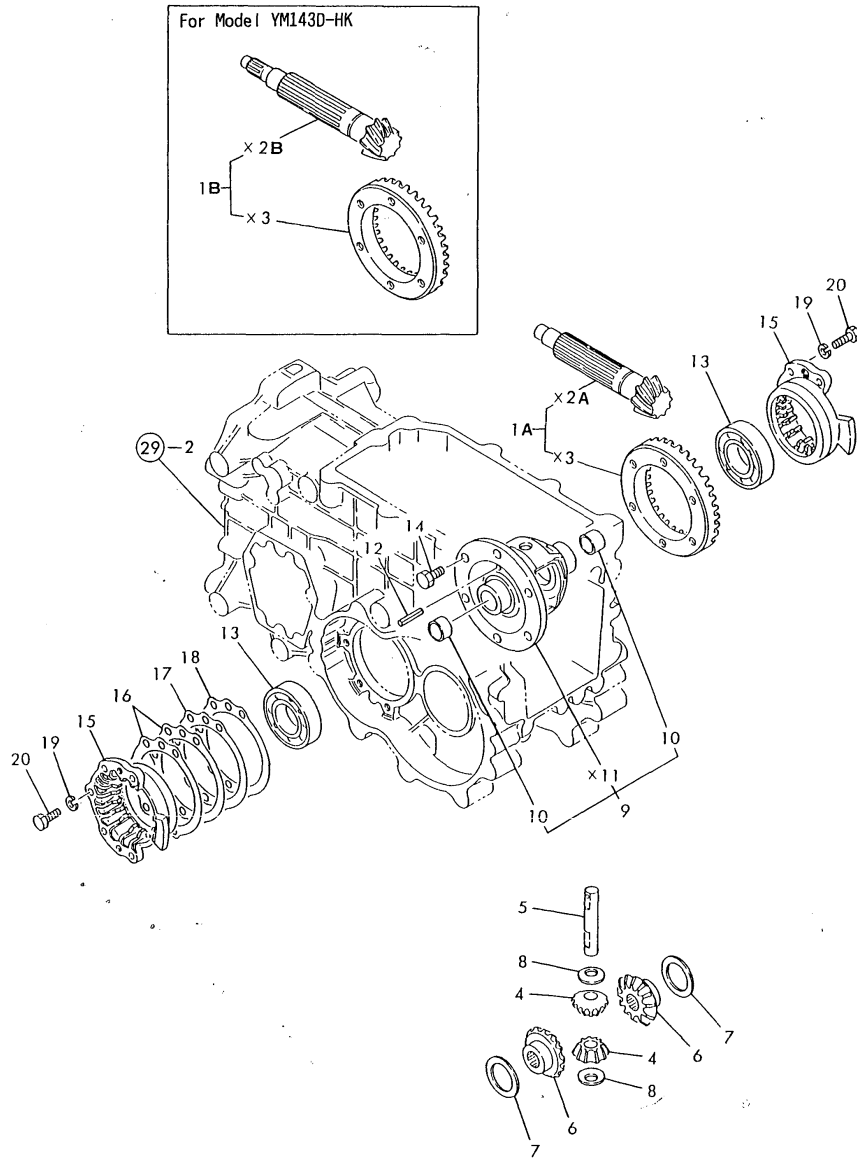
REF.	LEV.	PARTS NO.	DESCRIPTION	QTY						I	R	
				(A)	(B)	(C)	(D)	(E)	(F)			
1	1	194197-27681	PLATE, KEEP		1							
2	1	194306-28210	SHAFT, FRONT DRIVE		1							
3	1	194306-28220	COLLAR, SPLINE		1							
4	1	194311-28230	SPRING 21.2		1							
5	1	194306-28240	COLLAR, SHIFT		1							
6	1	194406-28251	COVER, FRONT		1							
7	1	194406-28261	GASKET, (NON-ASB.)		1							
8	1	194406-28310	ARM, FRONT SHIFT		1							
9	1	194306-28320	BLOCK, SHIFT		1							
10	1	194306-28330	LEVER, FRONT SHIFT		1							
11	1	194406-28331	SHAFT, FRONT SHIFT		1							
12	1	194191-28480	KNOB		1							
13	1	1E6250-36070	SEAL TC 22388, OIL		1							
14	1	22190-080000	SEAL WASHER 8		1							
15	1	22217-080000	SPRING WASHER 8		4							
16	1	22217-080000	SPRING WASHER 8		1							
17	1	22242-000250	CIRCLIP 25S		1							
18	1	22252-000470	CIRCLIP 47		1							
I 18-1	1	22262-000470	CIRCLIP R-47		1							N
		(B=T/# 10005)										
19	1	22312-080160	PARALLEL PIN 8X 16		2							
20	1	22351-035020	SPRING PIN 3.5X20		1							
21	1	22351-060020	SPRING PIN 6X20		1							
22	1	22351-060028	SPRING PIN 6X28		1							
23	1	24101-060054	BALL BEARING		1							
24	1	24190-080001	BALL 1/4, STEEL		2							
25	1	24311-000110	O-RING 1A P-11.0		1							
26	1	26116-080102	BOLT M 8X 10 PLATED		1							
27	1	26116-080162	BOLT M 8X 16 PLATED		1							
28	1	26116-080202	BOLT M 8X 20 PLATED		2							
29	1	26116-080502	BOLT M 8X 50 PLATED		2							

Fig.35. RING GEAR & DIFFERENTIAL GEARS

(A)=YM143-HK
(B)=YM143D-HK
(C)=

(D)=
(E)=
(F)=

Fig. 35 RING GEAR & DIFFERENTIAL GEARS



REF.	LEV.	PARTS NO.	DESCRIPTION	QTY						I	R	
				(A)	(B)	(C)	(D)	(E)	(F)			
I	1A	1	194405-31390	GEAR W/COUNTERSHAFT	1							
I	1B	1	194406-31390	GEAR W/COUNTERSHAFT		1						
	4	1	194740-10850	PINION, DIFFERENTIAL	2	2						
	5	1	194556-13230	PINION, DIFFERENTIAL	1	1						
	6	1	194197-31510	GEAR, DIFFERENTIAL	2	2						
	7	1	194300-31610	WASHER, DIFFERENTIAL	2	2						
	8	1	194420-31850	WASHER, DIFFERENTIAL	2	2						
	9	1	194197-32100	HOUSING ASSY, DIFF.	1	1						
	10	2	194300-31520	BUSH 22X25X14	2	2						
	12	1	22351-040032	SPRING PIN 4X32	1	1						
	13	1	24101-062074	BALL BEARING	2	2						
	14	1	26156-100182	BOLT M10X 18,PLATED	6	6						
	15	1	194305-32300-X	CARRIER,DIFFERENTIAL	2	2						
	16	1	194197-32350	SHIM T=0.1	2	2						1
	17	1	194197-32360	SHIM T=0.3	1	1						1
	18	1	194197-32370	SHIM T=0.5	1	1						1
	19	1	22217-080000	SPRING WASHER 8	10	10						
	20	1	26116-080252	BOLT M 8X 25 PLATED	10	10						

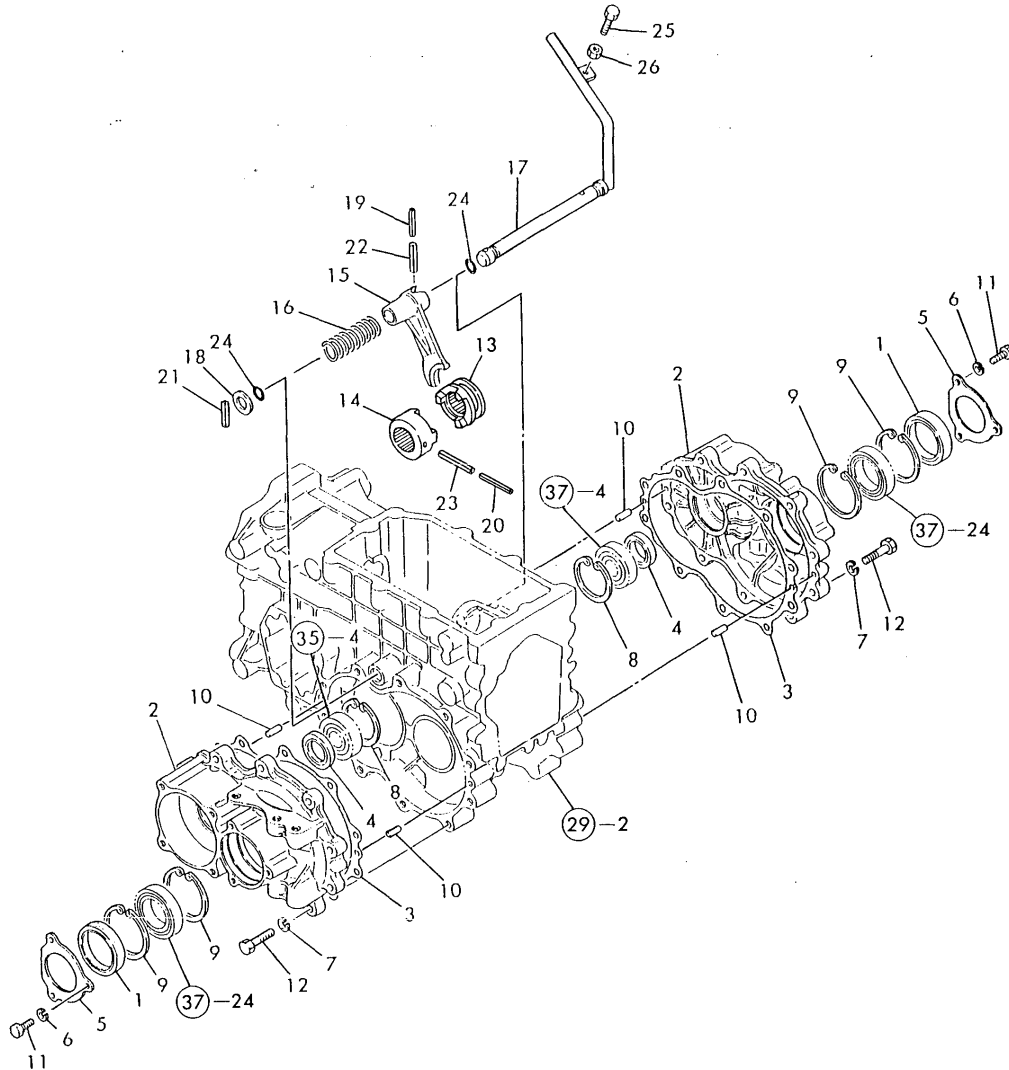
Remarks
(1) USE THE PROPER PART BY CAREFULLY CHOOSING.
(M) MISPRINT.

Fig.36. REAR AXLE HOUSING & DIFF. LOCK

(A)=YM143-HK
(B)=YM143D-HK
(C)=

(D)=
(E)=
(F)=

Fig. 36 REAR AXLE HOUSING & DIFF. LOCK



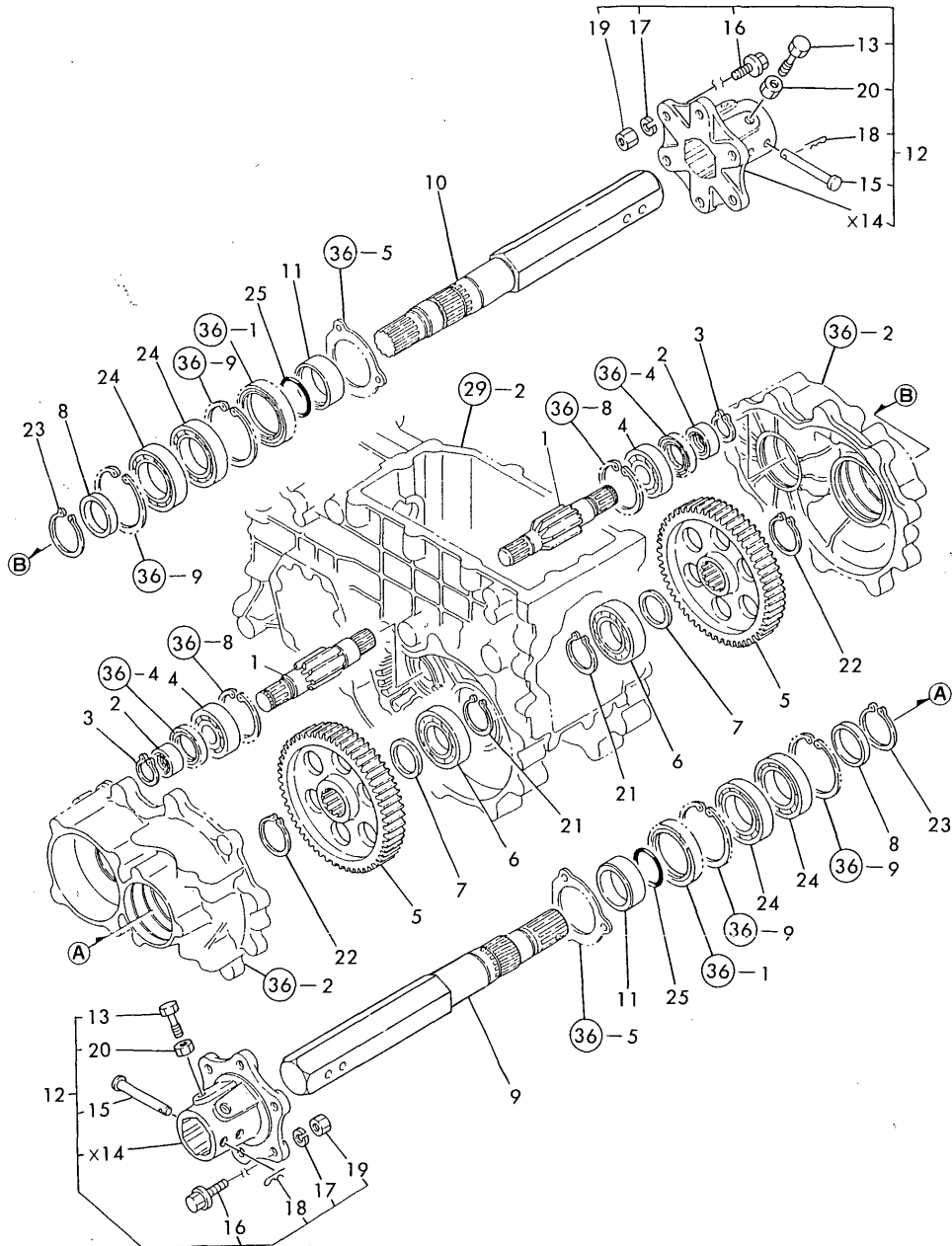
REF.	LEV.	PARTS NO.	DESCRIPTION	QTY						I	R
				(A)	(B)	(C)	(D)	(E)	(F)		
1	1	194447-14140	SEAL TC6Y 57 75 12	2	2						
2	1	194305-32601	HOUSING, REAR AXLE	2	2						
3	1	194305-32621	GASKET, (NON-ASB.)	2	2						
4	1	194305-32650	SEAL TC25 52 95, OIL	2	2						
5	1	194305-34320-X	CASE, OIL SEAL	2	2						
6	1	22217-080000	SPRING WASHER 8	6	6						
7	1	22217-100000	SPRING WASHER 10	20	20						
8	1	22252-000620	CIRCLIP 62(H)	2	2						
9	1	22252-000750	CIRCLIP 75	4	4						
10	1	22312-080160	PARALLEL PIN 8X 16	4	4						
11	1	26116-080202	BOLT M 8X 20 PLATED	6	6						
12	1	26116-100402	BOLT M10X 40 PLATED	20	20						
13	1	194305-33110	SLIDER(L), DIFF. LOCK	1	1						
14	1	194305-33130	SLIDER(R), DIFF. LOCK	1	1						
15	1	194305-33140-X	FORK, SHIFT	1	1						
16	1	194305-33150	SPRING	1	1						
17	1	194115-33160	PEDAL, DIFF. LOCK	1	1						
18	1	194300-33200	SPACER 20X32X3.2	1	1						
19	1	22351-050040	SPRING PIN 5X40	1	1						
20	1	22351-050056	SPRING PIN 5X56	1	1						
21	1	22351-080032	SPRING PIN 8X32	1	1						
22	1	22351-080040	SPRING PIN 8X40	1	1						
23	1	22351-080056	SPRING PIN 8X56	1	1						
24	1	24311-000160	O-RING 1A P-16.0	2	2						
25	1	26116-080352	BOLT M 8X 35	1	1						
26	1	26716-080002	NUT M 8	1	1						

Fig.37. FINAL PINION & REAR AXLE SHAFT

(A)=YM143-HK
(B)=YM143D-HK
(C)=

(D)=
(E)=
(F)=

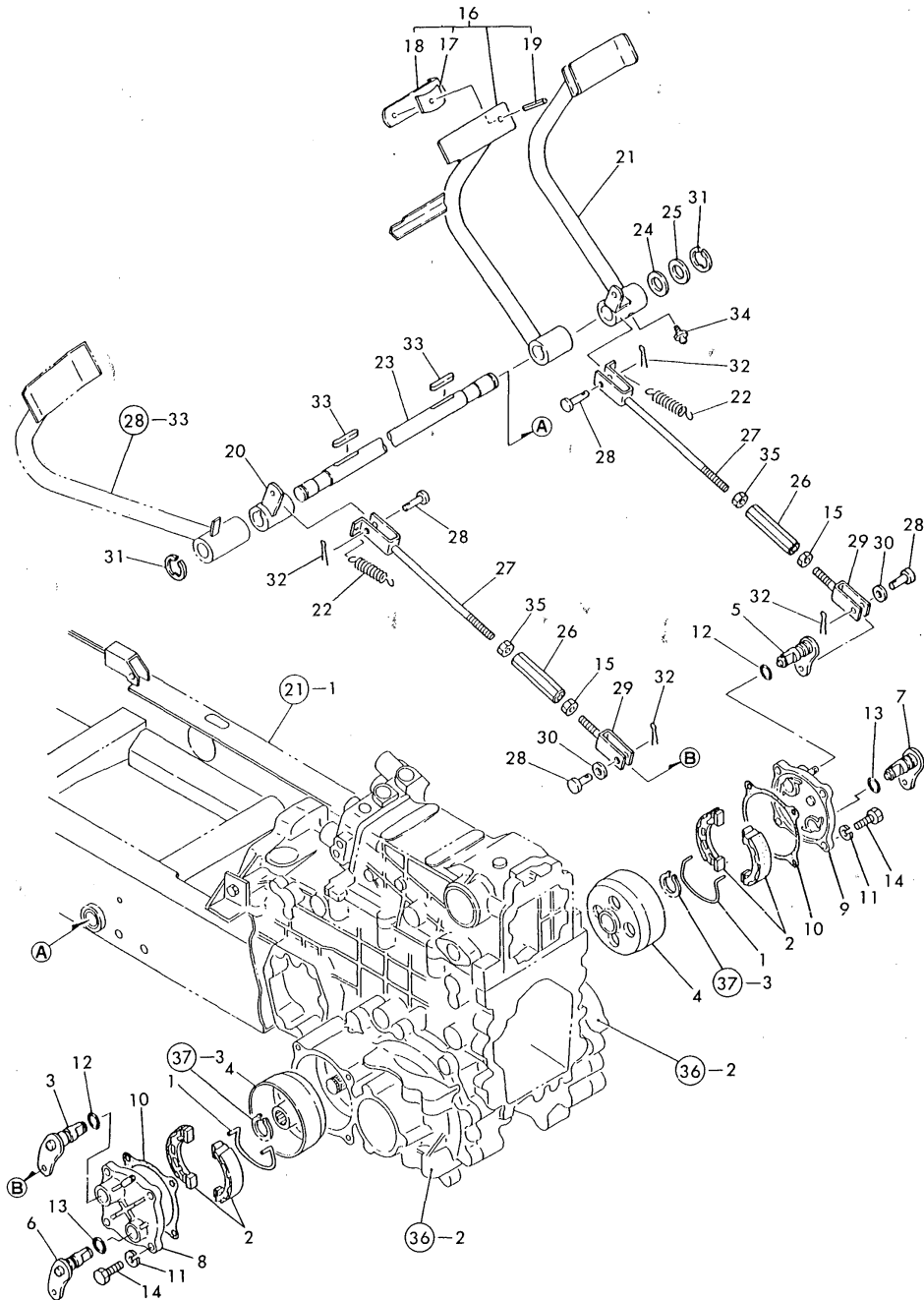
Fig. 37 FINAL PINION & REAR AXLE SHAFT



REF.	LEV.	PARTS NO.	DESCRIPTION	QTY						I	R
				(A)	(B)	(C)	(D)	(E)	(F)		
1	1	194405-33400	PINION, FINAL	2	2						
2	1	194305-33430	SLEEVE 25X35X15	2	2						
3	1	22242-000240	CIRCLIP 24	4	4						
4	1	24101-063050	BALL BEARING	2	2						
5	1	194405-33510	GEAR, FINAL	2	2						
6	1	194115-24230	BALL BEARING	2	2						
7	1	194300-32570	COLLAR 35X48.6X6	2	2						
8	1	172732-25750	SPACER	2	2						
9	1	194305-34100-X	SHAFT (L), REAR AXLE	1	1						
10	1	194305-34110-X	SHAFT (R), REAR AXLE	1	1						
11	1	194305-34170	COLLAR 45X57X20	2	2						
12	1	194305-34710-Q	HUB ASSY, WHEEL	2	2						
13	2	1C6140-25210	BOLT, FLANGE	4	4						
15	2	194200-34750	PIN 10X78	2	2						
16	2	194115-34760	BOLT M12X 40	12	12						
17	2	22217-120000	WASHER 12,SPRING	12	12						
18	2	22360-100000	SNAP PIN 10	2	2						
I 18-1	2	22372-100000	SNAP PIN 10	2	2						R
(A=T/# 10008) (B=T/# 10005)											
19	2	26736-120002	NUT M12	12	12						
20	2	26756-160002	LOCK NUT M16 PLATED	4	4						
21	1	22242-000350	CIRCLIP 35	2	2						
22	1	22242-000400	CIRCLIP 40	2	2						
23	1	22242-000450	CIRCLIP 45	2	2						
24	1	194115-34190	BALL BEARING	4	4						
25	1	24321-000450	O-RING 1A G-45.0	2	2						

Fig.38. BRAKES

Fig. 38 BRAKES



(A)=YM143-HK
(B)=YM143D-HK
(C)=

(D)=
(E)=
(F)=

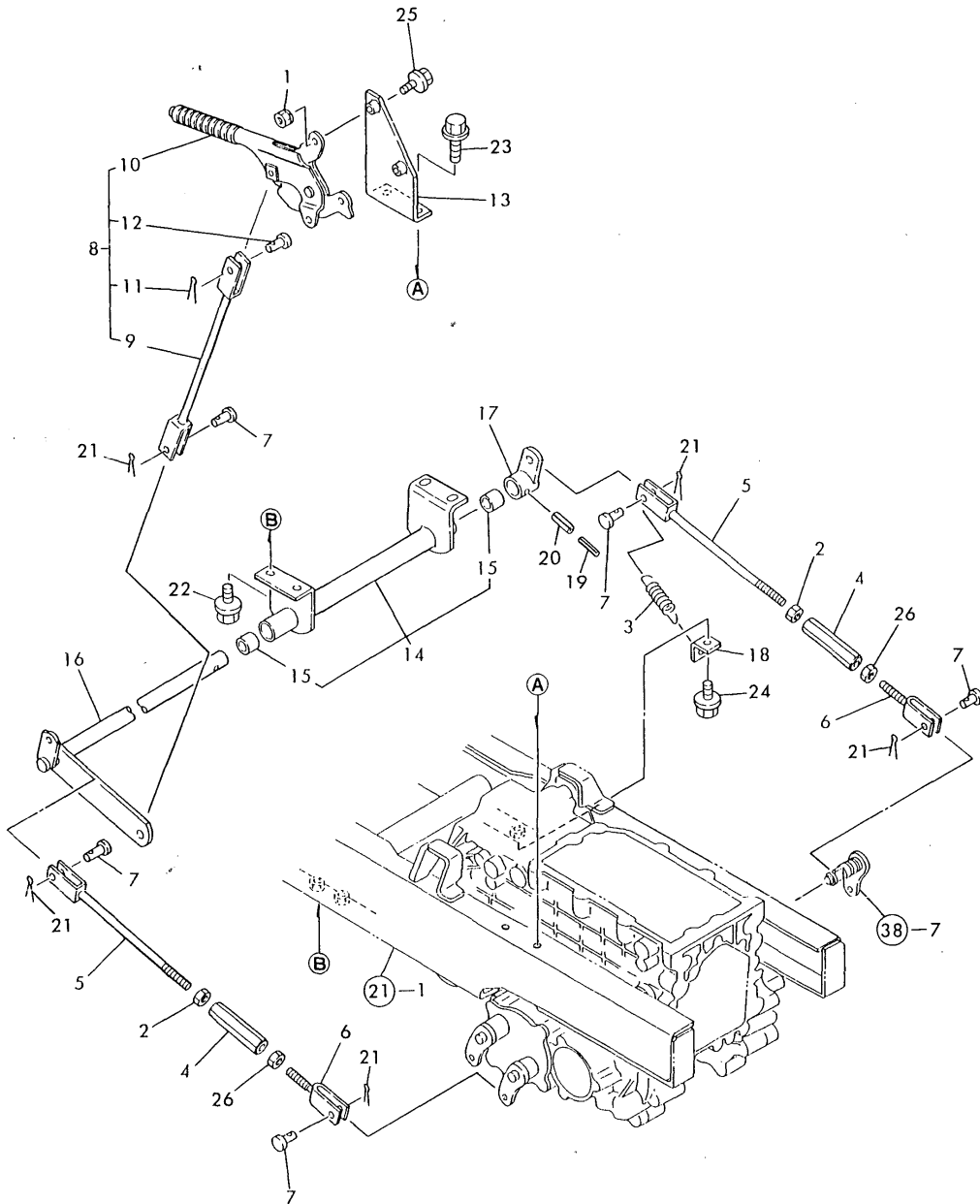
REF.	LEV.	PARTS NO.	DESCRIPTION	QTY						I	R
				(A)	(B)	(C)	(D)	(E)	(F)		
1	1	194800-36550	SPRING, RETURN	2	2						
2	1	194115-36611	SHOE ASSY, BRAKE	4	4						
3	1	194115-36650	LEVER (L), BRAKE	1	1						
4	1	194217-36650	DRUM, BRAKE	2	2						
5	1	194115-36660	LEVER (R), BRAKE	1	1						
6	1	194115-36710	CAMSHAFT (L), BRAKE	1	1						
7	1	194115-36720	CAMSHAFT (R), BRAKE	1	1						
8	1	194115-36810	COVER(L), BRAKE CASE	1	1						
9	1	194115-36820	COVER(R), BRAKE CASE	1	1						
10	1	194305-36851	GASKET, (NON-ASB.)	2	2						
11	1	22217-100000	SPRING WASHER 10	8	8						
12	1	24341-000180	O-RING 1A S-18.0	2	2						
13	1	24341-000180	O-RING 1A S-18.0	2	2						
14	1	26116-100302	BOLT M10X 30 PLATED	8	8						
15	1	194150-22480	NUT M10	2	2						
16	1	194880-37400-X	PEDAL(L) ASSY, BRAKE	1	1						
17	2	194150-37530	SPACER	1	1						
18	2	194432-37540-S	CONNECTOR	1	1						
19	2	22351-080018	SPRING PIN 8X18	1	1						
20	1	194305-37460-X	ARM (L) ASSY, BRAKE	1	1						
21	1	194305-37500-X	PEDAL(R) ASSY, BRAKE	1	1						
22	1	194305-37520	SPRING, RETURN	2	2						
23	1	194305-37550	SHAFT, BRAKE PEDAL	1	1						
24	1	194130-37560	WASHER	1	1						
25	1	194150-37570	WASHER	1	1						
26	1	194151-37730-U	TURNBUCKLE M10X90	2	2						
27	1	194151-37771	ROD, BRAKE	2	2						
28	1	194080-37781	PIN 8X25	4	4						
29	1	194405-38670	JOINT, 2-WAY	2	2						
30	1	22137-080000	WASHER 8, POLISHED	2	2						
31	1	22272-000190	CIRCLIP E-19	2	2						
32	1	22417-200300	COTTER PIN 2.0X30	4	4						
33	1	22512-070400	KEY 7X 40	2	2						
34	1	24761-010000	NIPPLE M6F, GREASE	1	1						
35	1	26716-100002	NUT M10	2	2						

Fig.39. PARKING BRAKE

(A)=YM143-HK
(B)=YM143D-HK
(C)=

(D)=
(E)=
(F)=

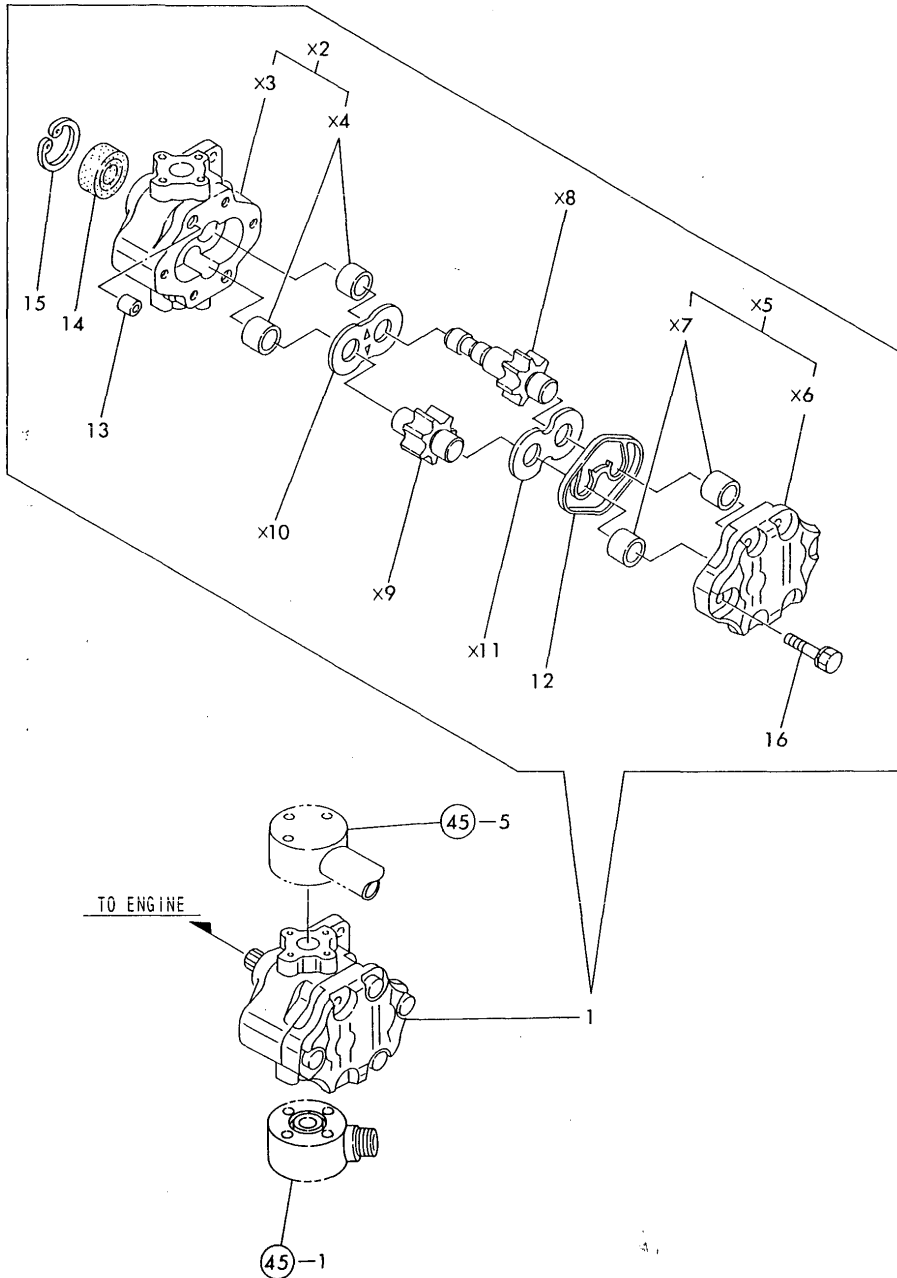
Fig. 39 PARKING BRAKE



REF.	LEV.	PARTS NO.	DESCRIPTION	QTY						I	R
				(A)	(B)	(C)	(D)	(E)	(F)		
1	1	194990-22050	NUT W/WASHER 8	2	2						
2	1	194150-22480	NUT M10	2	2						
3	1	194305-37520	SPRING, RETURN	1	1						
4	1	194151-37730-U	TURNBUCKLE M10X90	2	2						
5	1	194115-37740	ROD, BRAKE	2	2						
6	1	194151-37771	ROD, BRAKE	2	2						
7	1	194080-37781	PIN 8X25	5	5						
8	1	194405-38400-X	BRAKE, PARKING	1	1						
9	2	194405-38410	ROD, BRAKE	1	1						
10	2	198335-38400	BRAKE, PARKING	1	1						
11	2	22417-200300	COTTER PIN 2.0X30	1	1						
I 12	2	22487-080280	PIN 8X 28	1	1						
13	1	194405-38450	BRACKET	1	1						
14	1	194405-38500	BRACKET	1	1						
15	2	24550-020250	BEARING 20X25	2	2						
16	1	194405-38550	SHAFT, BRAKE	1	1						
17	1	194405-38610	ARM, BRAKE	1	1						
18	1	194405-38650	HOOK	1	1						
19	1	22351-035032	SPRING PIN 3.5X32	1	1						
20	1	22351-060032	SPRING PIN 6X32	1	1						
21	1	22417-200300	COTTER PIN 2.0X30	5	5						
22	1	26106-100252	BOLT M10X 25 PLATED	4	4						
23	1	26106-100252	BOLT M10X 25 PLATED	2	2						
24	1	26106-100252	BOLT M10X 25 PLATED	1	1						
25	1	26106-080352	BOLT M 8X 35 PLATED	2	2						
I 25-1	1	26106-080302	BOLT M 8X 30 PLATED	2	2						R
		(A=T/# 10008) (B=T/# 10005)									
26	1	26716-100002	NUT M10	2	2						

Fig.40. HYDRAULIC PUMP

Fig. 40 HYDRAULIC PUMP



(A)=YM143-HK
(B)=YM143D-HK
(C)=

(D)=
(E)=
(F)=

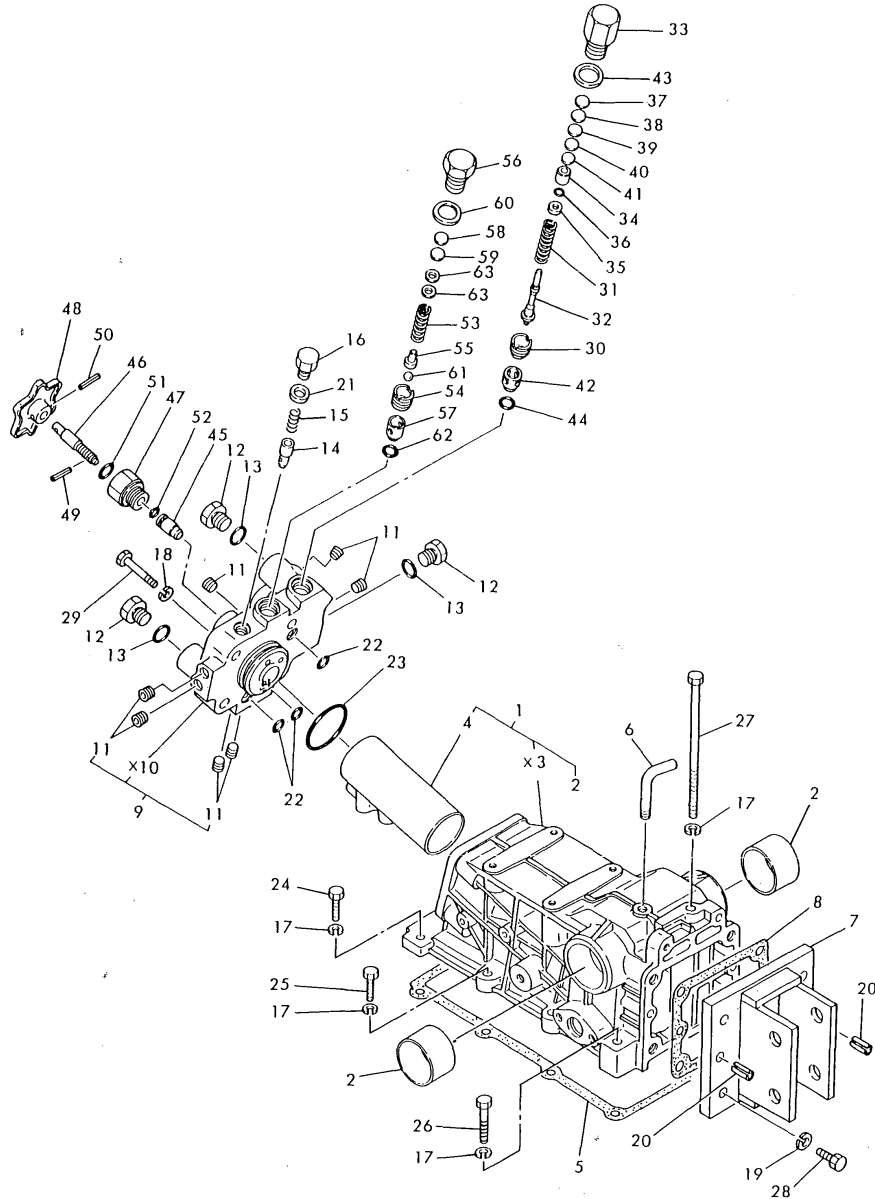
REF.	LEV.	PARTS NO.	DESCRIPTION	Q'TY						I	R
				(A)	(B)	(C)	(D)	(E)	(F)		
1	1	119807-26010	PUMP PW1-C-7A, HYDRO.	1	1						
12	2	178070-10400	RING	1	1						
13	2	194521-41570	PIN 11X7	2	2						
14	2	24421-153207	SEAL TC15 32 07, OIL	1	1						
15	2	22252-000320	CIRCLIP 32	1	1						
16	2	26016-080352	BOLT M 8X 35	4	4						

Fig.41. HYDRAULIC CYLINDER

Fig. 41 HYDRAULIC CYLINDER

(A)=YM143-HK
(B)=YM143D-HK
(C)=

(D)=
(E)=
(F)=



REF.	LEV.	PARTS NO.	DESCRIPTION	QTY						I	R
				(A)	(B)	(C)	(D)	(E)	(F)		
1	1	194305-42100-X	HOUSING, HYDRAULIC	1	1						
2	2	194300-24130	BUSH 45X50X30	2	2						
4	2	194305-42120	SLEEVE	1	1						
5	1	194305-42151	GASKET, (NON-ASB.)	1	1						
6	1	194205-42280	PIPE, AIR BREATHER	1	1						
7	1	194151-42810	HINGE, TOP LINK	1	1						
8	1	194151-42832	GASKET, (NON-ASB.)	1	1						
9	1	194305-43200-X	HEAD ASSY, CYLINDER	1	1						
11	2	23871-010000	PLUG PT1/8,SCREW	7	7						
12	1	194464-45920	PLUG 3/4-16UNF	3	3						
13	1	194464-45930	O-RING 8-1	3	3						
14	1	194310-46350	POPPET, CHECK	1	1						
15	1	194310-46380	SPRING	1	1						
16	1	194310-46730	PLUG 14	1	1						
17	1	22217-100000	SPRING WASHER 10	9	9						
18	1	22217-120000	WASHER 12,SPRING	4	4						
19	1	22217-120000	WASHER 12,SPRING	4	4						
20	1	22351-100022	SPRING PIN 10X22	2	2						
21	1	23414-140018	GASKET 14	1	1						
22	1	24315-000110	O-RING 1B P-11.0	3	3						
23	1	24325-000500	O-RING 1B G-50.0	1	1						
24	1	26116-100302	BOLT M10X 30 PLATED	2	2						
25	1	26116-100352	BOLT M10X 35 PLATED	4	4						
26	1	26116-100502	BOLT M10X 50 PLATED	2	2						
27	1	26116-101602	BOLT M10X160 PLATED	1	1						
28	1	26116-120352	BOLT M12X 35 PLATED	4	4						
29	1	26116-120602	BOLT M12X 60 PLATED	4	4						
30	1	194275-45340	SCREW, VALVE SEAT	1	1						
31	1	194170-45610	SPRING,RELIEF VALVE	1	1						
32	1	194195-45620	POPPET	1	1						
33	1	194195-45630	PLUG, RELIEF VALVE	1	1						
34	1	194195-45640	SEAT, SPRING	1	1						
35	1	194195-45650	WASHER	1	1						
36	1	194195-45660	O-RING 6X1.8	1	1						
37	1	194170-45700	SHIM (T=0.1)	1	1						1
38	1	194170-45710	SHIM (T=0.2)	1	1						1
39	1	194170-45720	SHIM (T=0.3)	1	1						1
40	1	194170-45730	SHIM (T=0.5)	1	1						1
41	1	194170-45740	SHIM (T=1.0)	1	1						1
42	1	194195-46260	SEAT, RELIEF VALVE	1	1						
43	1	23414-200026	GASKET 20	1	1						
44	1	24311-000120	O-RING 1A P 12.0	1	1						
45	1	194550-46300	VALVE, STOP	1	1						
46	1	194363-46620	BOLT, STOP	1	1						
47	1	194312-46630	HOLDER, VALVE	1	1						
48	1	194151-46640	KNOB	1	1						
49	1	22351-040012	SPRING PIN 4X12	1	1						
50	1	22351-040022	SPRING PIN 4X22	1	1						
51	1	24311-000120	O-RING 1A P 12.0	1	1						
52	1	24315-000090	O-RING 1B P- 9.0	1	1						
53	1	194150-45320	SPRING, RELIEF VALVE	1	1						

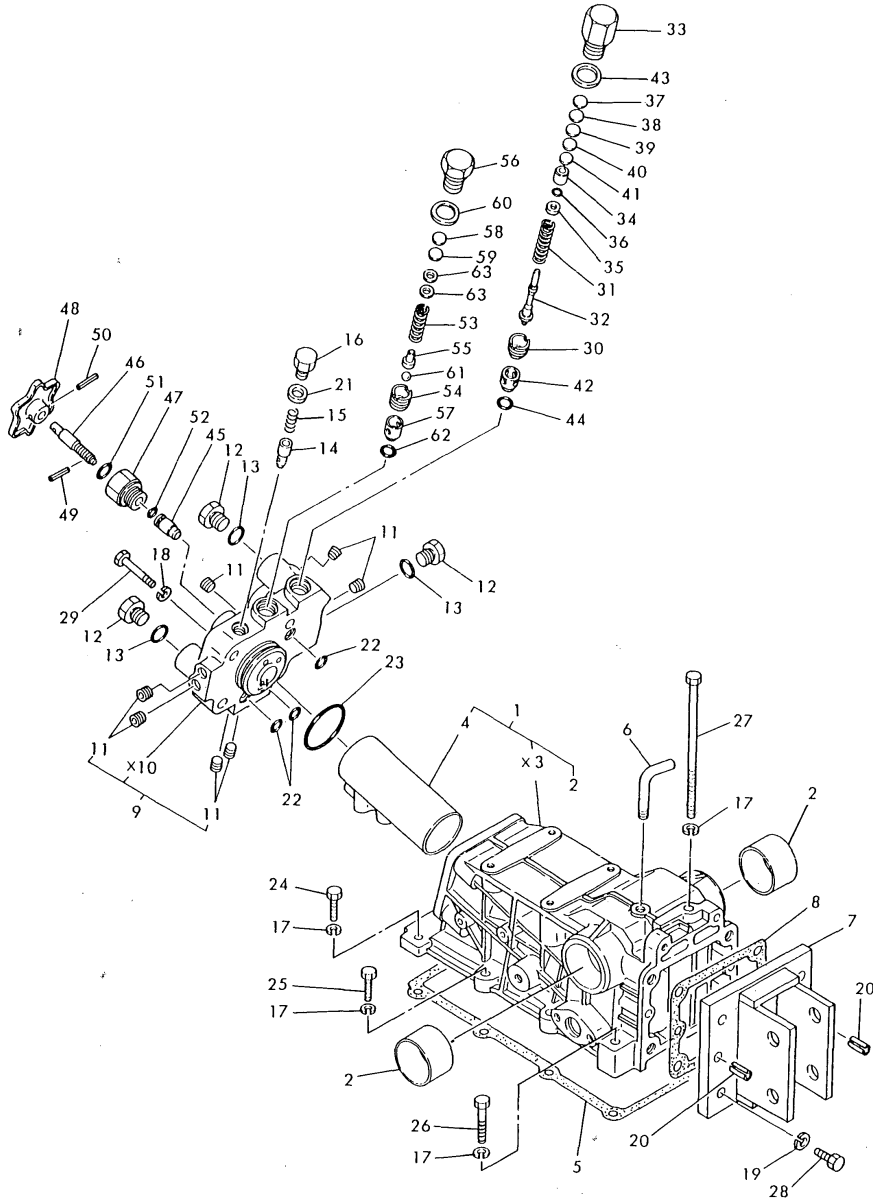
Remarks
(1) USE THE PROPER PART BY CAREFULLY CHOOSING.

Fig.41. HYDRAULIC CYLINDER

Fig. 41 HYDRAULIC CYLINDER

(A)=YM143-HK
(B)=YM143D-HK
(C)=

(D)=
(E)=
(F)=

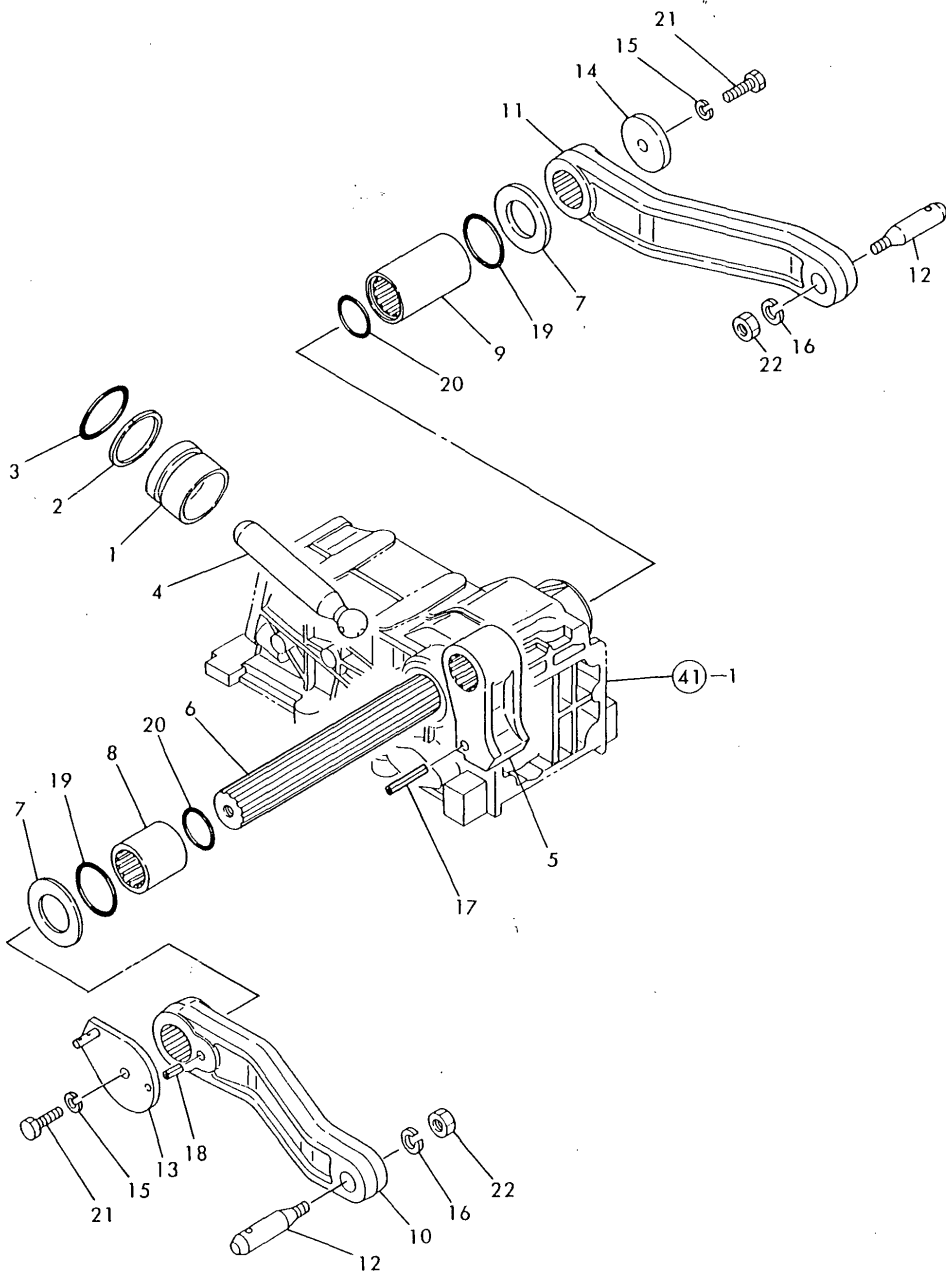


REF.	LEV.	PARTS NO.	DESCRIPTION	QTY						I	R
				(A)	(B)	(C)	(D)	(E)	(F)		
54	1	194150-45340	SCREW, VALVE SEAT	1	1						
55	1	194150-45361	HOLDER, RELIEF VALVE	1	1						
56	1	194151-45370	PLUG, RELIEF VALVE	1	1						
57	1	194151-46261	SEAT, RELIEF VALVE	1	1						
58	1	110250-53410	SHIM 0.2	1	1						1
59	1	110250-53430	SHIM 0.5	1	1						1
60	1	23414-200026	GASKET 20	1	1						
61	1	24190-080003	BALL 1/4	1	1						
62	1	24311-000120	O-RING 1A P 12.0	1	1						
63	1	22117-060000	WASHER 6	2	2						

Remarks
(1) USE THE PROPER PART BY CAREFULLY CHOOSING.

Fig.42. HYDRAULIC LIFT

Fig. 42 HYDRAULIC LIFT



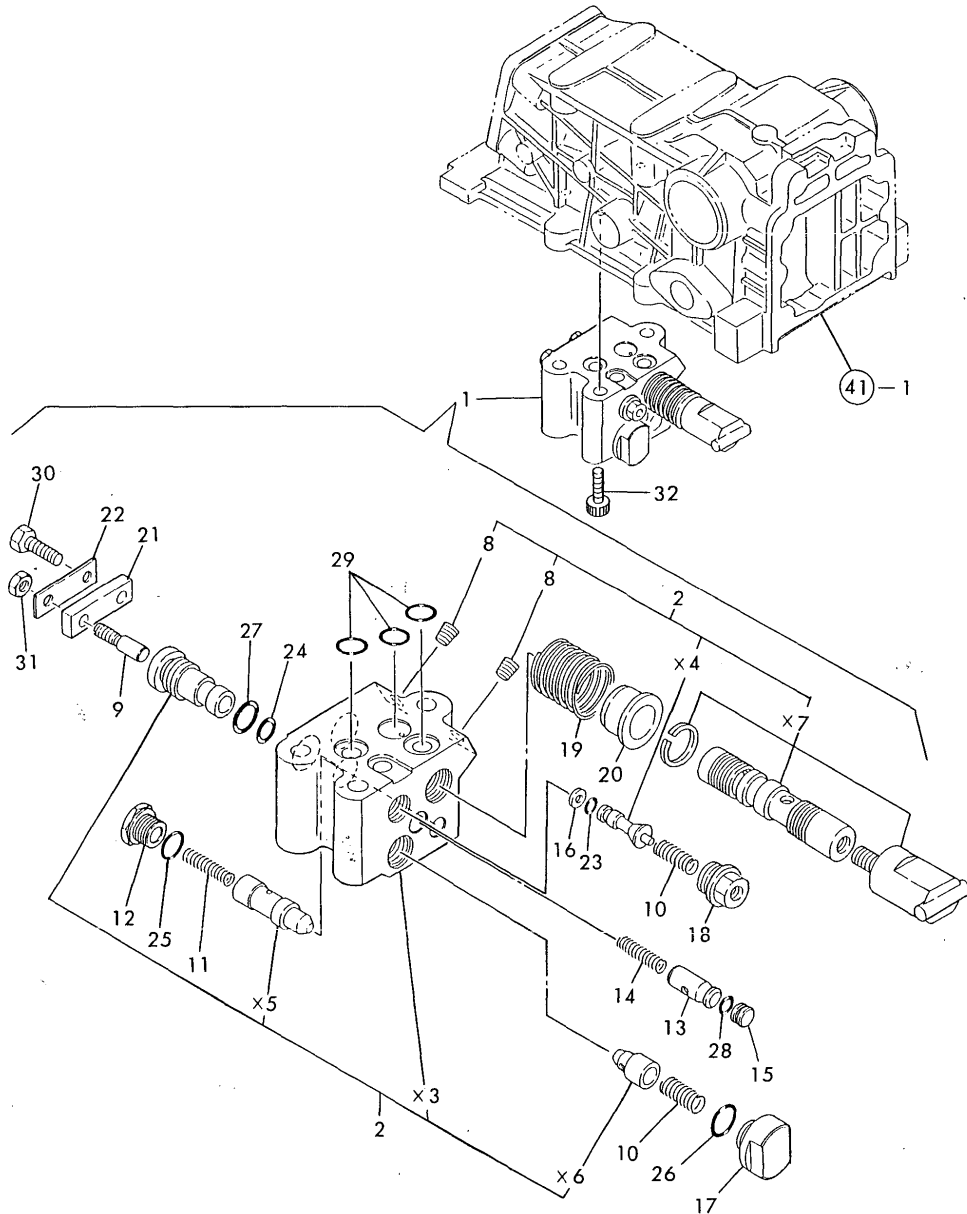
(A)=YM143-HK
(B)=YM143D-HK
(C)=

(D)=
(E)=
(F)=

REF.	LEV.	PARTS NO.	DESCRIPTION	QTY						I	R
				(A)	(B)	(C)	(D)	(E)	(F)		
1	1	194215-43310	PISTON, HYDRAULIC	1	1						
2	1	194300-43330	RING P49, BACK UP	1	1						
3	1	24315-000490	O-RING 1B P-49.0	1	1						
4	1	194305-43410	ROD, PISTON	1	1						
5	1	194305-44110	CRANK, LIFT	1	1						
6	1	194300-44210	SHAFT, LIFT	1	1						
7	1	194300-44230	LINER 35X60X3	2	2						
8	1	194197-44250	SLEEVE(L),LIFT SHAFT	1	1						
9	1	194197-44260	SLEEVE(R),LIFT SHAFT	1	1						
10	1	194305-44410-X	ARM (L), LIFT	1	1						
11	1	194305-44420-X	ARM (R), LIFT	1	1						
12	1	194130-44480	PIN, LIFT ARM	2	2						
13	1	194115-44510	ARM, FEED BACK	1	1						
14	1	194197-44610	WASHER 10X50X6	1	1						
15	1	22217-100000	SPRING WASHER 10	2	2						
16	1	22217-160000	SPRING WASHER 16	2	2						
17	1	22351-050040	SPRING PIN 5X40	1	1						
18	1	22351-060016	SPRING PIN 6X16	1	1						
19	1	24321-000450	O-RING 1A G-45.0	2	2						
20	1	24341-000360	O-RING 1A S-36.0	2	2						
21	1	26116-100202	BOLT M10X 20 PLATED	2	2						
22	1	26736-160002	NUT M16	2	2						

Fig.43. HYDRAULIC CONTROL VALVE

Fig. 43 HYDRAULIC CONTROL VALVE



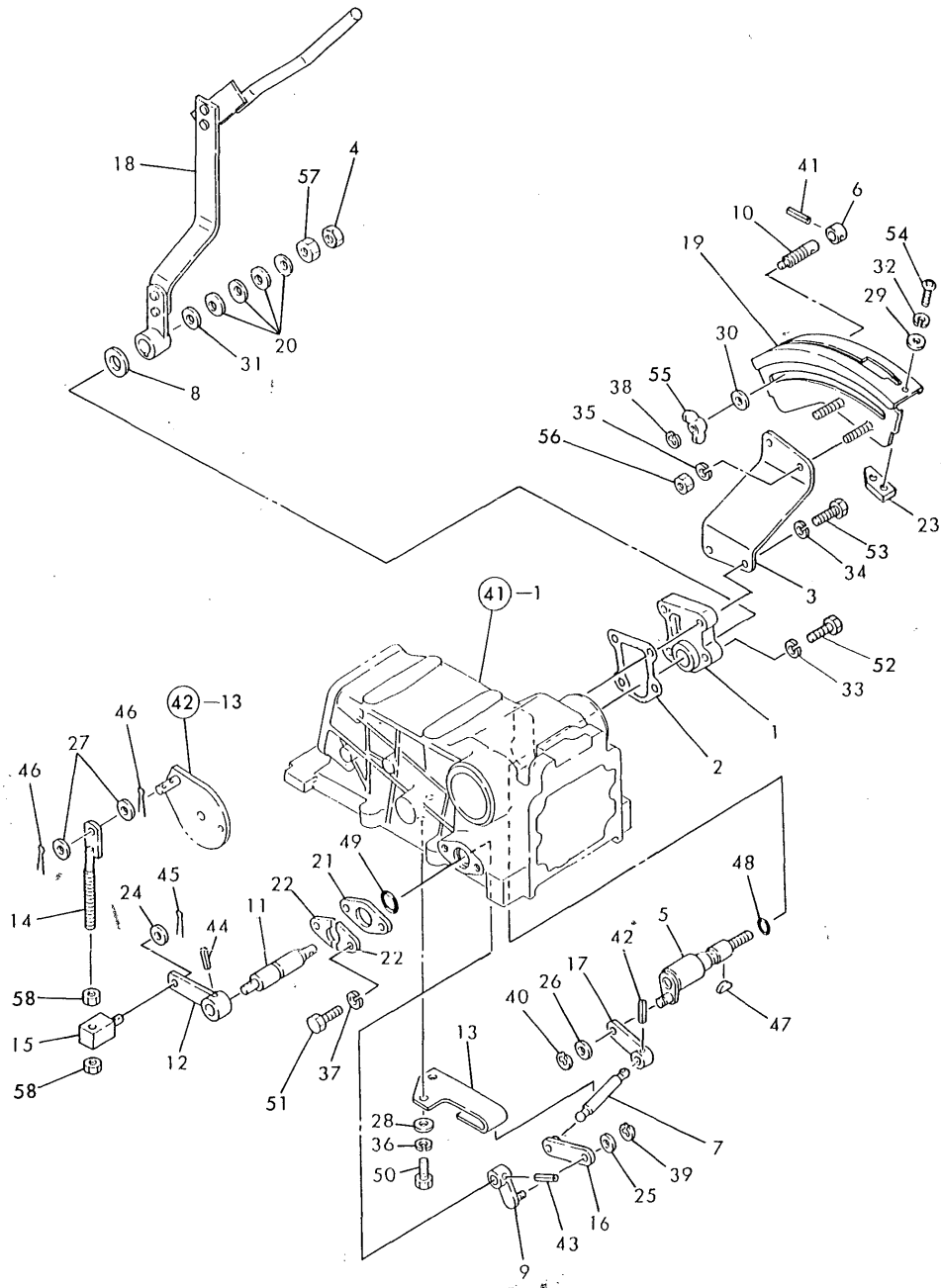
(A)=YM143-HK
(B)=YM143D-HK
(C)=

(D)=
(E)=
(F)=

REF.	LEV.	PARTS NO.	DESCRIPTION	QTY						I	R
				(A)	(B)	(C)	(D)	(E)	(F)		
1	1	194305-45101	VALVE ASSY, CONTROL	1	1						
2	2	194305-45120	BODY ASSY, VALVE	1	1						
8	3	23871-010000	PLUG PT1/8,SCREW	2	2						
9	2	194170-45220	BAR, PUSH	1	1						
10	2	194170-45230	SPRING	2	2						
11	2	194170-45321	SPRING	1	1						
12	2	194170-45330	PLUG	1	1						
13	2	194170-45350	SPOOL	1	1						
14	2	194170-45360	SPRING	1	1						
15	2	194170-45370	PLUG	1	1						
16	2	194170-45430	RING, BACK UP	1	1						
17	2	194170-45440	PLUG	1	1						
18	2	198421-45440	HOLDER, M.CHECK	1	1						
19	2	194170-45520	SPRING, SPOOL	1	1						
20	2	194170-45530	STOPPER, SPOOL	1	1						
21	2	194170-45550	BAR, SPOOL	1	1						
22	2	194170-45560	WASHER 12X40X0.6	1	1						
23	2	24311-000050	O-RING 1A P-5.0	1	1						
24	2	24311-000100	O-RING 1A P-10.0	1	1						
25	2	24311-000120	O-RING 1A P 12.0	1	1						
26	2	24311-000120	O-RING 1A P 12.0	1	1						
27	2	24311-000140	O-RING 1A P-14.0	1	1						
28	2	24315-000070	O-RING 1B P-7.0	1	1						
29	2	24315-000110	O-RING 1B P-11.0	3	3						
30	2	26116-060142	BOLT M6X14	1	1						
31	2	26756-060002	LOCK NUT M 6 PLATED	1	1						
32	1	26450-080202	BOLT M 8X 20	3	3						

Fig.44. HYDRAULIC CONTROL

Fig. 44 HYDRAULIC CONTROL



(A)=YM143-HK
(B)=YM143D-HK
(C)=

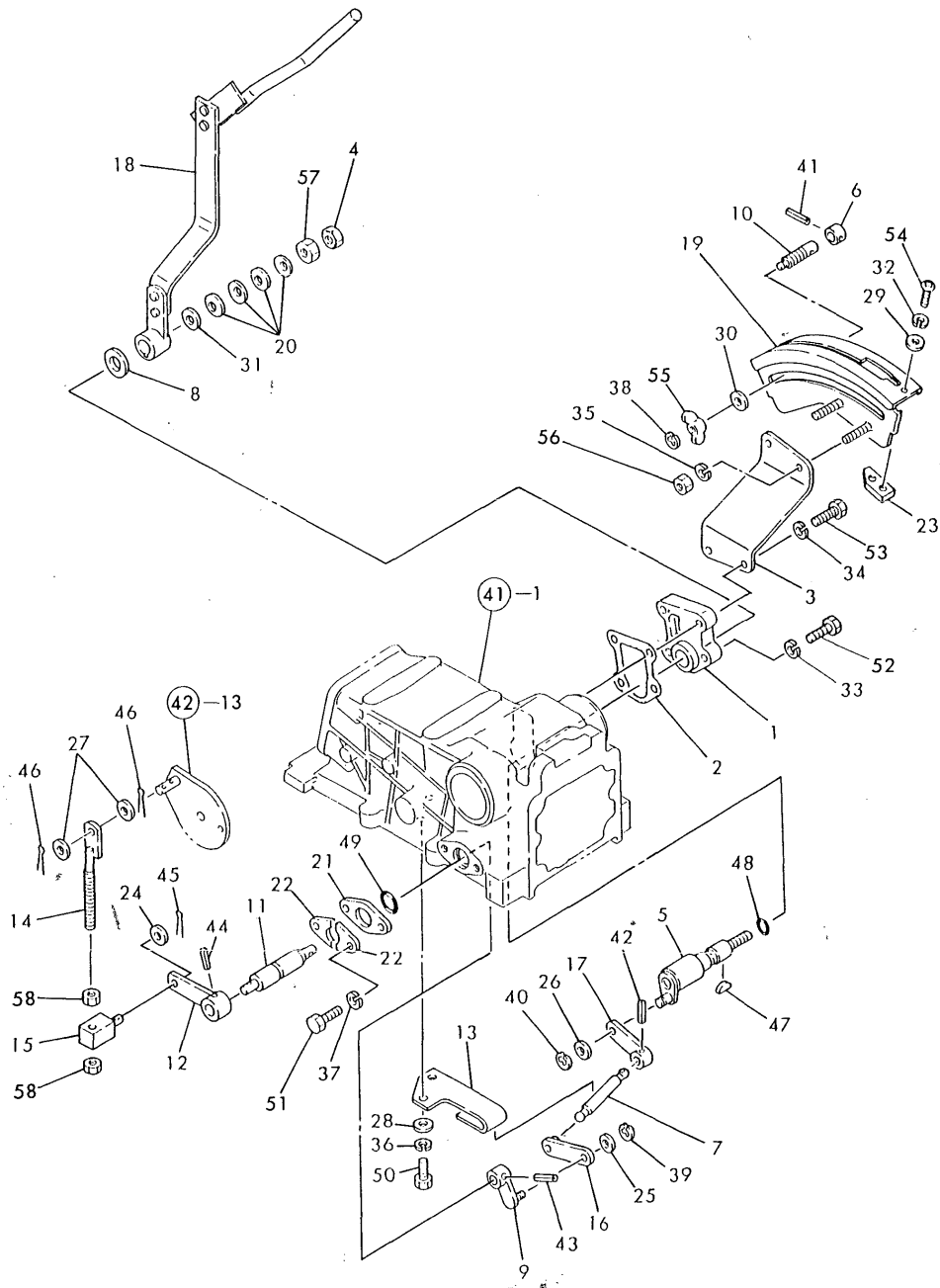
(D)=
(E)=
(F)=

REF.	LEV.	PARTS NO.	DESCRIPTION	QTY						I	R
				(A)	(B)	(C)	(D)	(E)	(F)		
1	1	194305-42210-X	CASE, CYLINDER	1	1						
2	1	194305-42221	GASKET, (NON-ASB.)	1	1						
3	1	194305-47110-X	BRACKET, CONTROL	1	1						
4	1	26756-120002	LOCK NUT M12 PLATED	1	1						
5	1	194305-47380	SHAFT, CONTROL LEVER	1	1						
6	1	194432-47390	STOPPER	1	1						
7	1	194208-47420	BAR, CONTROL	1	1						
8	1	194170-47440	PLATE, FRICTION	1	1						
9	1	194208-47440	LEVER, FEED BACK	1	1						
10	1	194464-47440	BOLT, STOPPER	1	1						
11	1	194305-47450	SHAFT, FEED BACK	1	1						
12	1	194405-47470	LEVER, FEED BACK	1	1						
13	1	194305-47490	GUIDE, BAR	1	1						
14	1	194208-47510	ROD, FEED BACK	1	1						
15	1	194208-47530	ADJUSTER	1	1						
16	1	194208-47550	BAR	1	1						
17	1	194208-47570	BAR	1	1						
18	1	194880-47610	LEVER, CONTROL	1	1						
19	1	194305-47710	GUIDE, CONTROL LEVER	1	1						
20	1	194151-47760	WASHER 12	4	4						
21	1	194208-47850	RETAINER	1	1						
22	1	194208-47860	HOLDER	2	2						
23	1	194310-47870	STOPPER	1	1						
24	1	22117-080000	WASHER 8	1	1						
25	1	22117-080000	WASHER 8	1	1						
26	1	22117-080000	WASHER 8	1	1						
27	1	22117-080000	WASHER 8	2	2						
28	1	22117-080000	WASHER 8	2	2						
29	1	22137-050000	WASHER 5, POLISHED	2	2						
30	1	22137-080000	WASHER 8, POLISHED	1	1						
31	1	22137-120000	WASHER 12,POLISHED	1	1						
32	1	22217-050000	SPRING WASHER 5	2	2						
33	1	22217-080000	SPRING WASHER 8	2	2						
34	1	22217-080000	SPRING WASHER 8	2	2						
35	1	22217-080000	SPRING WASHER 8	2	2						
36	1	22217-080000	SPRING WASHER 8	2	2						
37	1	22217-080000	SPRING WASHER 8	2	2						
38	1	22272-000040	CIRCLIP E- 4	1	1						
39	1	22272-000060	CIRCLIP E- 6	1	1						
40	1	22272-000060	CIRCLIP E- 6	1	1						
41	1	22351-040014	SPRING PIN 4X14	1	1						
42	1	22351-040016	SPRING PIN 4X16	1	1						
43	1	22351-050020	SPRING PIN 5X20	1	1						
44	1	22351-050025	SPRING PIN 5X25	1	1						
45	1	22417-200160	COTTER PIN 2.0X16	1	1						
46	1	22417-200160	COTTER PIN 2.0X16	2	2						
47	1	22522-030130	WOODRUFF KEY 3X13	1	1						
48	1	24311-000150	O-RING 1A P-15.0	1	1						
49	1	24311-000200	O-RING 1A P-20.0	1	1						
50	1	26116-080162	BOLT M 8X 16 PLATED	2	2						
51	1	26116-080202	BOLT M 8X 20 PLATED	2	2						

N:Old $\begin{matrix} \text{Yes} \\ \text{No} \end{matrix}$ New, Q:Old $\begin{matrix} \text{No} \\ \text{Yes} \end{matrix}$ New, R:Old $\begin{matrix} \text{Yes} \\ \text{No} \end{matrix}$ New, S:Old $\begin{matrix} \text{No} \\ \text{Yes} \end{matrix}$ New, W:Add, Z:Discontinued, F:Interchangeable by set, K:Q'ty Change
 ++ CONTINUE ++
 (C)Copy Rights YANMAR CO.,LTD.

Fig.44. HYDRAULIC CONTROL

Fig. 44 HYDRAULIC CONTROL



(A)=YM143-HK
(B)=YM143D-HK
(C)=

(D)=
(E)=
(F)=

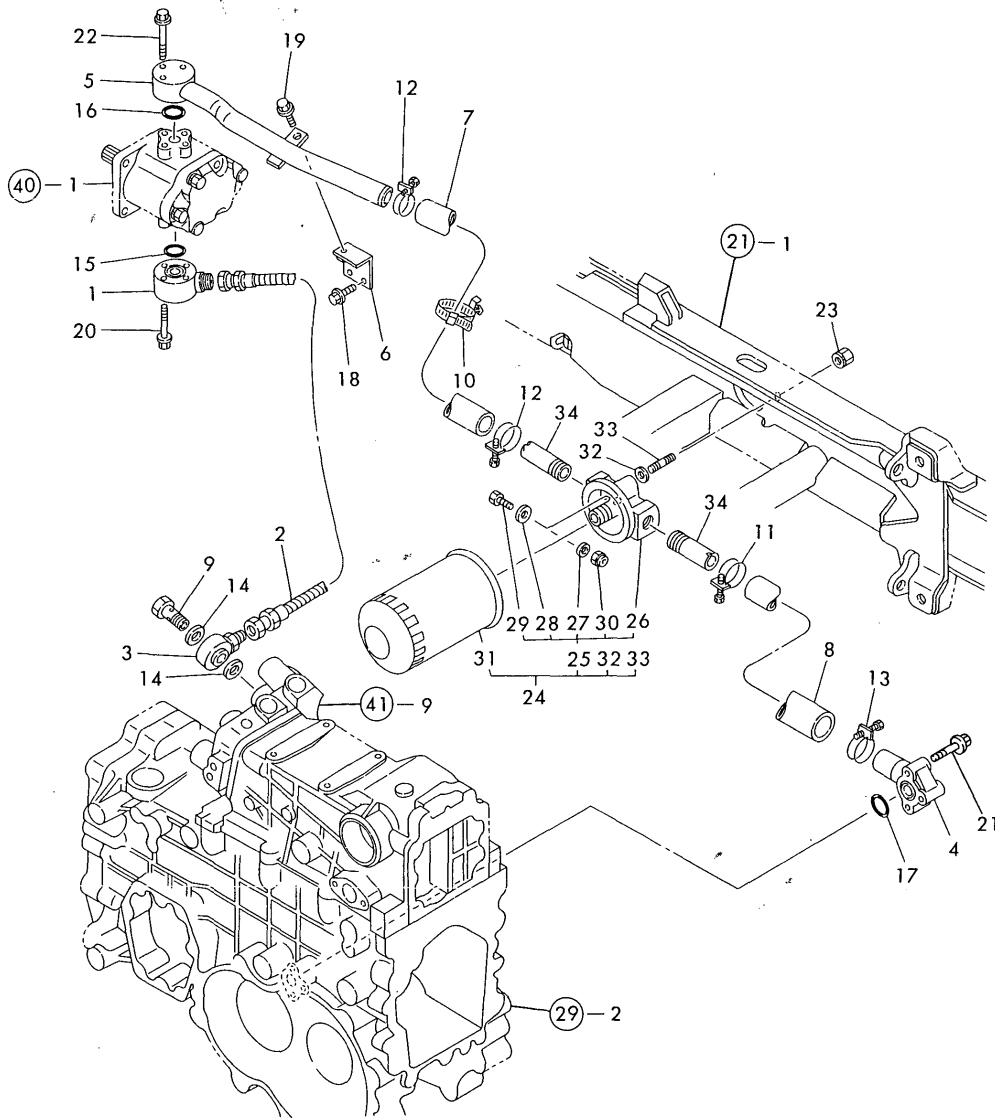
REF.	LEV.	PARTS NO.	DESCRIPTION	QTY						I	R
				(A)	(B)	(C)	(D)	(E)	(F)		
52	1	26116-080252	BOLT M 8X 25 PLATED	2	2						
53	1	26116-080352	BOLT M 8X 35	2	2						
54	1	26587-050102	SCREW M 5X 10	2	2						
55	1	26636-080002	WING NUT M 8	1	1						
56	1	26716-080002	NUT M 8	2	2						
57	1	26716-120002	NUT M12	1	1						
58	1	26756-080002	LOCK NUT M 8 PLATED	2	2						

Fig.45. HYDRAULIC PIPES

(A)=YM143-HK
(B)=YM143D-HK
(C)=

(D)=
(E)=
(F)=

Fig. 45 HYDRAULIC PIPES



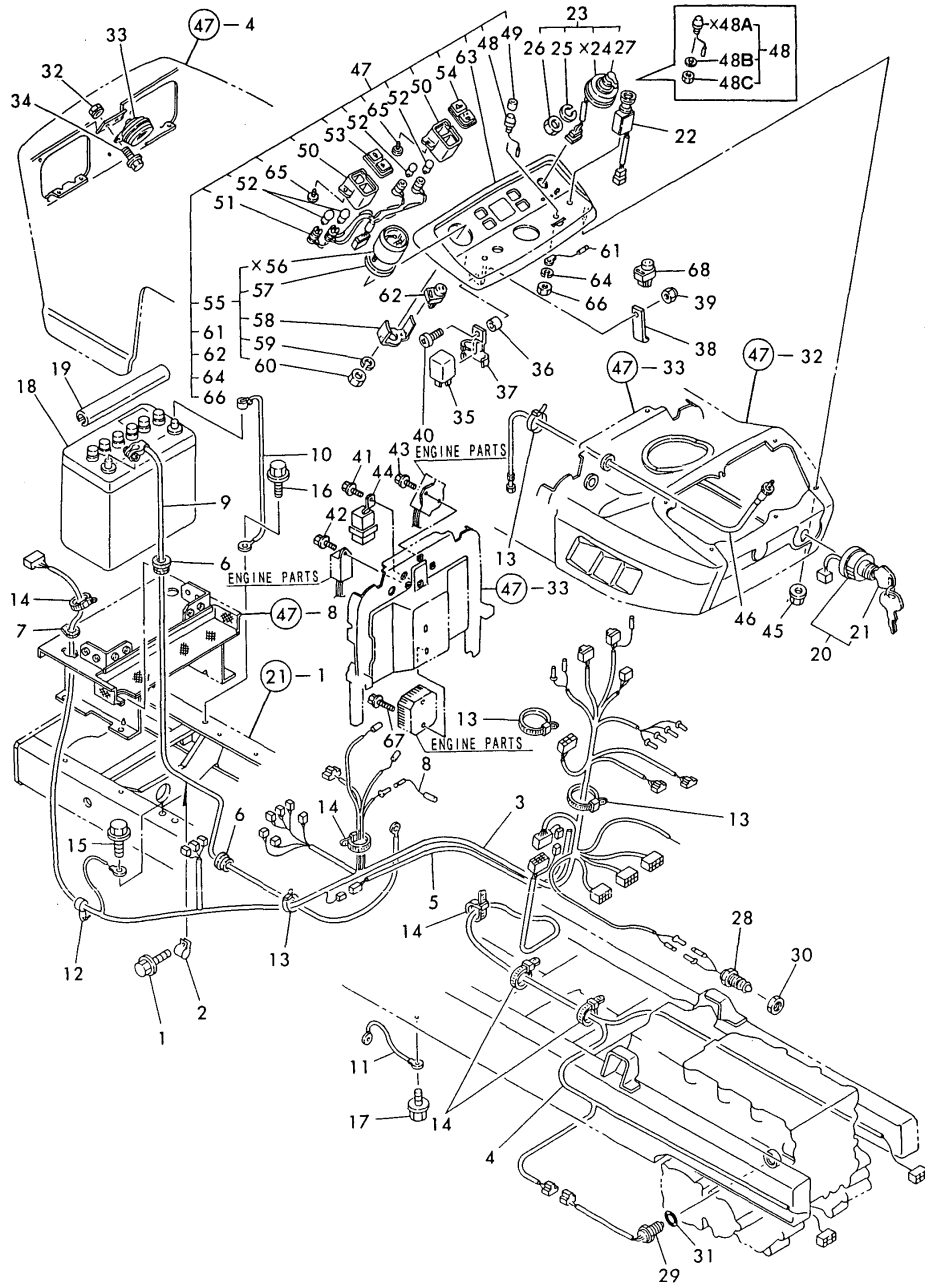
REF.	LEV.	PARTS NO.	DESCRIPTION	QTY						I	R
				(A)	(B)	(C)	(D)	(E)	(F)		
1	1	194860-48100-X	PIPE ASSY, H.P.	1	1						
2	1	194860-48140	HOSE, HIGH PRESSURE	1	1						
3	1	194880-48150-X	PIPE, HIGH PRESSURE	1	1						
4	1	194550-48190	BEND	1	1						
5	1	194860-48210-X	PIPE, LOW PRESSURE	1	1						
6	1	194860-48220	BRACKET	1	1						
7	1	194880-48250	HOSE, RUBBER	1	1						
8	1	194405-48260	HOSE, RUBBER	1	1						
9	1	194500-48750	BOLT ASSY, JOINT	1	1						
10	1	194680-51670	BAND	1	1						
11	1	23010-035000	CLAMP 35	1	1						
I 11-1	1	23010-032000	CLAMP 32	1	1						R
(A=T/# 10008) (B=T/# 10005)											
12	1	23010-035000	CLAMP 35	2	2						
I 12-1	1	23010-032000	CLAMP 32	2	2						R
(A=T/# 10008) (B=T/# 10005)											
13	1	23010-040000	CLAMP 40	1	1						
I 13-1	1	23010-037000	CLAMP 37	1	1						R
(A=T/# 10008) (B=T/# 10005)											
14	1	23414-180023	GASKET 18	2	2						
15	1	24311-000200	O-RING 1A P-20.0	1	1						
16	1	24311-000200	O-RING 1A P-20.0	1	1						
17	1	24311-000200	O-RING 1A P-20.0	1	1						
18	1	26106-060122	BOLT M 6X 12 PLATED	2	2						
19	1	26106-060122	BOLT M 6X 12 PLATED	1	1						
20	1	26106-060352	BOLT M 6X 35 PLATED	4	4						
21	1	26106-060402	BOLT M 6X 40 PLATED	3	3						
22	1	26106-060402	BOLT M 6X 40 PLATED	3	3						
23	1	194990-22050	NUT W/WASHER 8	2	2						
24	1	794305-48301	FILTER ASSY, OIL	1	1						
25	2	194305-48300-X	COVER ASSY, STRAINER	1	1						
26	3	194305-48310	COVER, FILTER	1	1						
27	3	194305-48320	VALVE	1	1						
28	3	194305-48330	BASE, VALVE	1	1						
29	3	26116-040122	BOLT M 4X 12 PLATED	1	1						
30	3	26347-040002	U-NUT M 4	1	1						
31	2	194464-48310	FILTER, HYDRAULIC	1	1						
32	2	194305-48350	WASHER 8.4X 2	1	1						
33	2	26216-080222	STUD M 8X 22 PLATED	2	2						
34	1	194305-48370	JOINT, FILTER COVER	2	2						

Fig.46. ELECTRIC PARTS

(A)=YM143-HK
(B)=YM143D-HK
(C)=

(D)=
(E)=
(F)=

Fig. 46 ELECTRIC PARTS



REF.	LEV.	PARTS NO.	DESCRIPTION	QTY						I	R
				(A)	(B)	(C)	(D)	(E)	(F)		
1	1	26106-060122	BOLT M 6X 12 PLATED	1	1						
2	1	194450-48830	CLAMP	1	1						
3	1	194880-51110	HARNESS (A), WIRE	1	1						
4	1	194405-51122	HARNESS (B), WIRE	1	1						
5	1	194555-51200	HARNESS, STARTER WIRE	1	1						
6	1	194170-51210	GROMMET 25	2	2						
7	1	194305-51210	GROMMET 25	1	1						
8	1	194550-51220	LINK, FUSIBLE 0.85RED	1	1						
9	1	194860-51410	CABLE, BATTERY	1	1						
10	1	194405-51420	CABLE, BATTERY EARTH	1	1						
11	1	194800-51430	CABLE, EARTH	1	1						
12	1	194250-51650	CLAMP 66	1	1						
13	1	194250-51660	BAND 250	4	4						
14	1	121750-59890	RETAINER	5	5						
15	1	26106-080162	BOLT M 8X 16 PLATED	1	1						
16	1	26106-080162	BOLT M 8X 16 PLATED	1	1						
17	1	26106-100162	BOLT M10X 16 PLATED	1	1						
18	1	194800-51510	BATTERY (Y100S6LF)	1	1						
19	1	194440-51550	COVER, BATTERY	1	1						
20	1	194880-52110	SWITCH ASSY	1	1						
21	2	194155-52160	KEY	1	1						
22	1	194420-52120	SWITCH, LIGHTING	1	1						
23	1	194170-52130	SWITCH, TURN SIGNAL	1	1						
25	2	194170-52150	WASHER, SWITCH	1	1						
26	2	194170-52160	RING NUT, SWITCH	1	1						
27	2	194170-52170	LEVER, SWITCH	1	1						
28	1	194440-52191	SWITCH, SAFETY START	1	1						
29	1	194464-52190	SWITCH, SAFETY START	1	1						
30	1	194240-52210	NUT M22	1	1						
31	1	24311-000180	O-RING 1A P-18.0	1	1						
32	1	194990-22040	NUT W/WASHER 6	2	2						
33	1	194340-57100	HORN ASSY	1	1						
34	1	26106-060122	BOLT M 6X 12 PLATED	2	2						
35	1	194405-57200	RELAY	1	1						
36	1	194151-57210	SPACER	1	1						
37	1	194405-57210	PLATE, LOCK	1	1						
38	1	194405-57220	STAY, CHECK RELAY	1	1						
39	1	26346-050002	U-NUT M 4 PLATED	1	1						
40	1	26557-050162	SCREW M 5X 16	1	1						
41	1	26106-060122	BOLT M 6X 12 PLATED	1	1						
42	1	26106-060122	BOLT M 6X 12 PLATED	1	1						
43	1	26106-060122	BOLT M 6X 12 PLATED	2	2						
44	1	198220-52180	RELAY, STARTER	1	1						
45	1	194990-22120	NUT W/WASHER 5	6	6						
46	1	194190-56900	CABLE, HOUR-METER	1	1						
47	1	194880-61600	METER ASSY, COMBINATI	1	1						
48	2	194150-52160	SWITCH, HORN	1	1						
I 48B	3	22217-080000	SPRING WASHER 8	1	1						W
				(A=T/# 10008)	(B=T/# 10007)						
I 48C	3	26756-080002	LOCK NUT M 8 PLATED	1	1						W
				(A=T/# 10008)	(B=T/# 10007)						

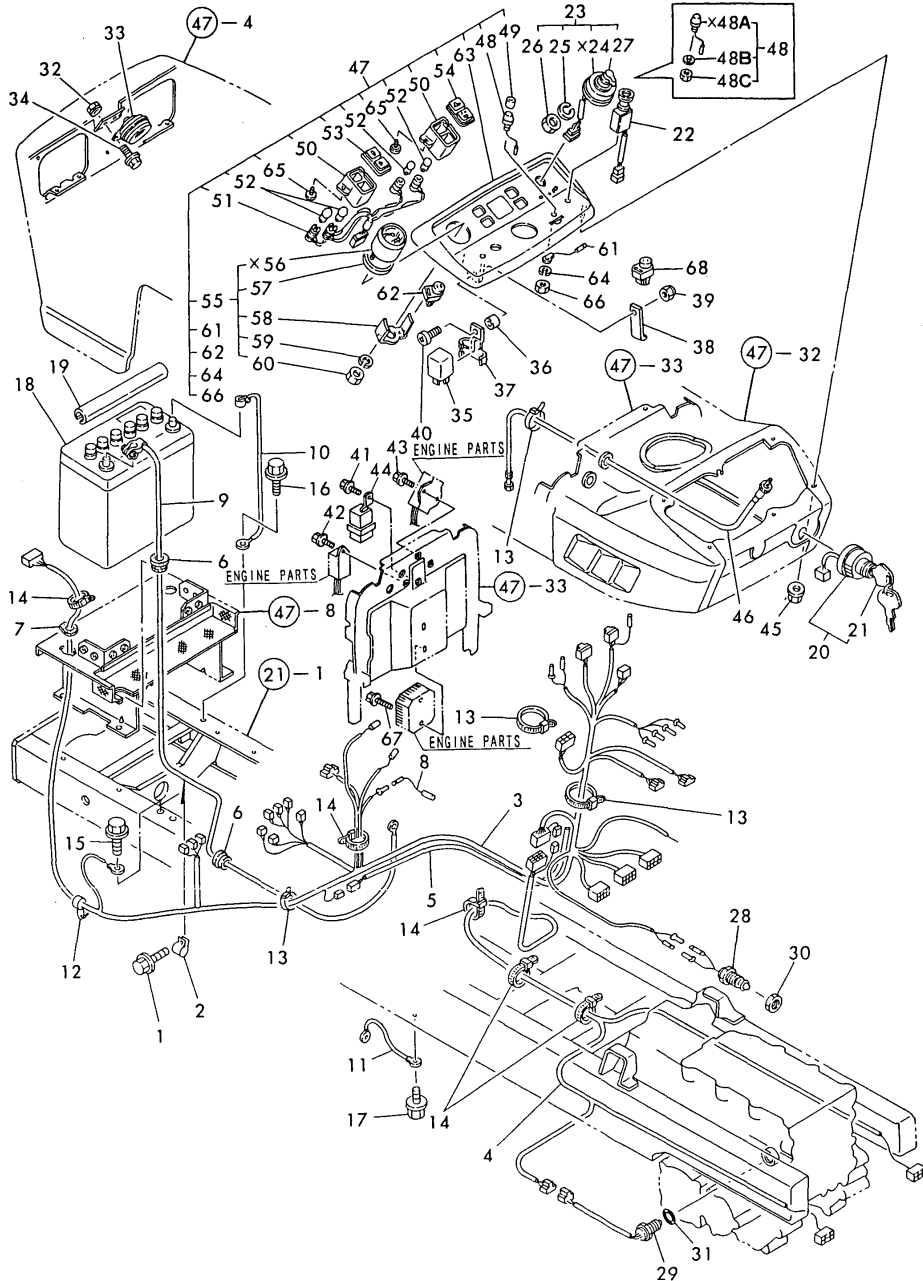
N:Old $\begin{matrix} \text{Yes} \\ \text{No} \end{matrix}$ New, Q:Old $\begin{matrix} \text{No} \\ \text{Yes} \end{matrix}$ New, R:Old $\begin{matrix} \text{Yes} \\ \text{No} \end{matrix}$ New, S:Old $\begin{matrix} \text{No} \\ \text{Yes} \end{matrix}$ New, W:Add, Z:Discontinued, F:Interchangeable by set, K:Q'ty Change
++ CONTINUE ++
(C)Copy Rights YANMAR CO.,LTD.

Fig.46. ELECTRIC PARTS

(A)=YM143-HK
(B)=YM143D-HK
(C)=

(D)=
(E)=
(F)=

Fig. 46 ELECTRIC PARTS



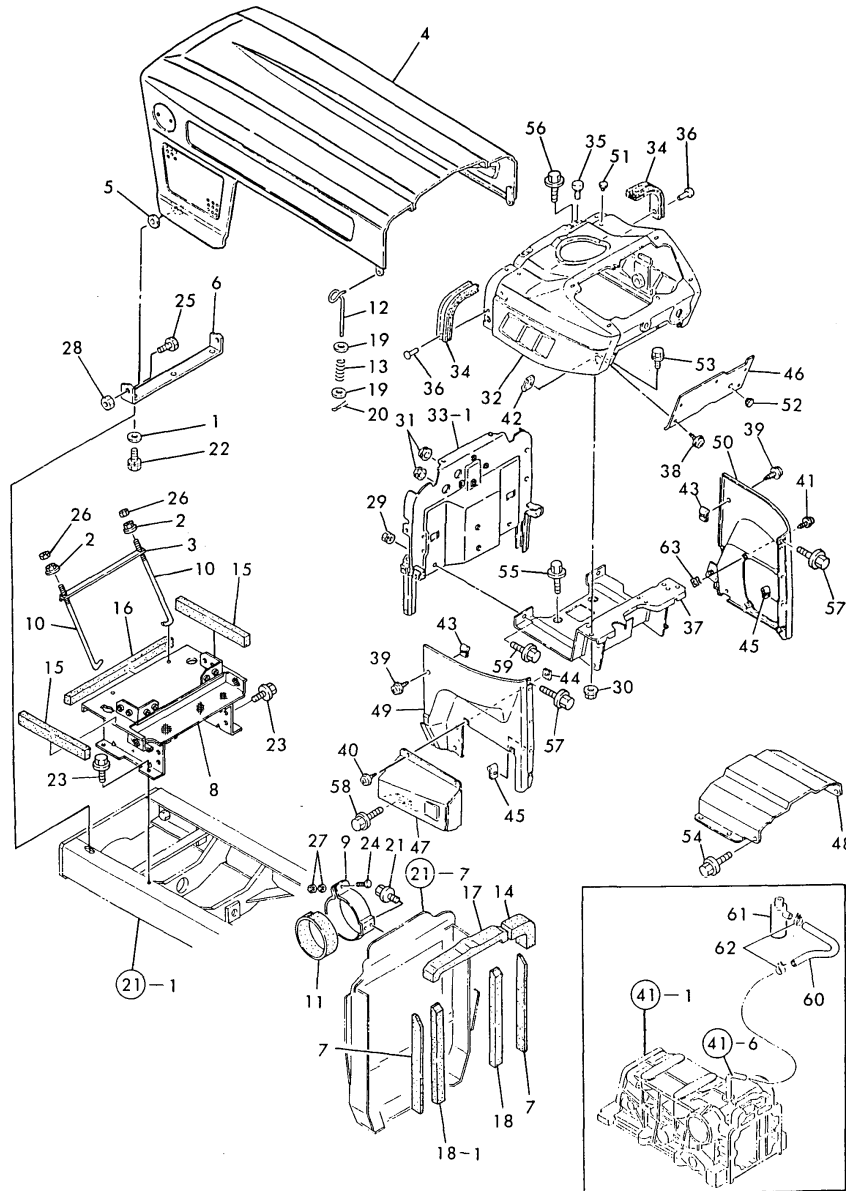
REF.	LEV.	PARTS NO.	DESCRIPTION	Q'TY						I	R
				(A)	(B)	(C)	(D)	(E)	(F)		
49	2	194150-52170	CAP, HORN SWITCH	1	1						
50	2	194170-55120	BOX, PILOT	2	2						
51	2	194880-55130	CORD ASSY	1	1						
52	3	194155-55820	BULB 12V-1.7W	4	4						
53	2	194170-55150	LENS (A)	1	1						
54	2	194880-55160	LENS, PILOT	1	1						
55	2	194432-56100	HOUR-METER ASSY	1	1						
57	3	194432-56150	SHEET	1	1						
58	3	194432-56170	FITTING	1	1						
59	3	22217-040000	SPRING WASHER 4	2	2						
60	3	26716-040002	NUT M 4	2	2						
61	2	194432-56130	CORD	1	1						
62	2	194464-57250	RELAY, LAMP CHECK	1	1						
63	2	194405-61611	PANEL, DASHBOARD	1	1						
I 64	2	22217-080000	SPRING WASHER 8	1	1						Z
		(A=T/# 10008) (B=T/# 10007)									
65	2	22857-400120	SCREW 4X12	4	4						
I 66	2	26716-080002	NUT M 8	1	1						Z
		(A=T/# 10008) (B=T/# 10007)									
67	1	26106-060202	BOLT M 6X 20 PLATED	2	2						
I 68	1	194464-57250	RELAY, LAMP CHECK	1	1						W
		(A=FROM 1ST) (B=FROM 1ST)									

Fig.47. HOOD

(A)=YM143-HK
(B)=YM143D-HK
(C)=

(D)=
(E)=
(F)=

Fig. 47 HOOD



Remarks
(M) MISPRINT.

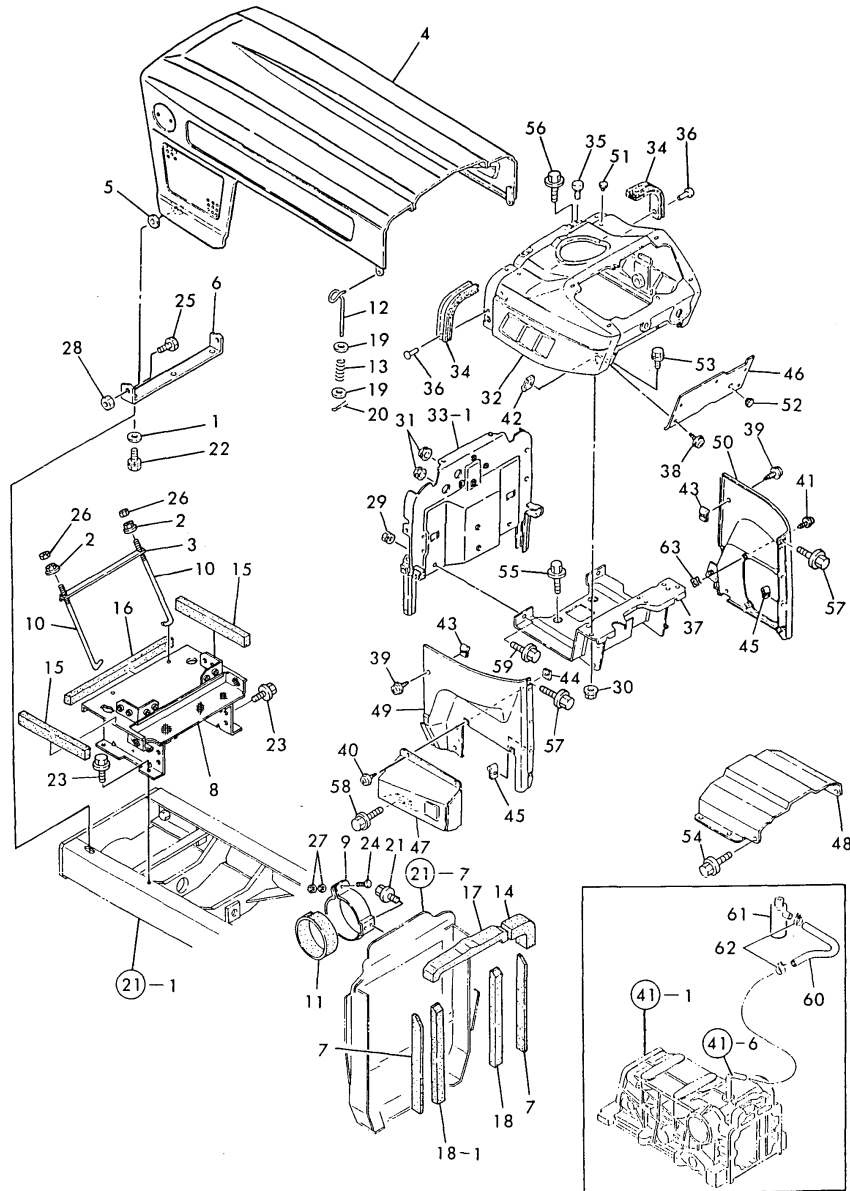
REF.	LEV.	PARTS NO.	DESCRIPTION	(A)	(B)	QTY (C) (D) (E) (F)	I	R
1	1	194145-04810	WASHER 10	2	2			
2	1	194990-22130	NUT W/WASHER 6	2	2			
3	1	194305-58110-U	CLAMP, BATTERY	1	1			
4	1	194880-61100-S	HOOD ASSY	1	1			
5	1	194190-61250	GASKET	2	2			
6	1	194305-61321-X	HINGE, HOOD	1	1			
I	7	1	194275-61450 PAD, (RUBBER)	2	2			Z
		(A=FROM 1ST) (B=FROM 1ST)						
8	1	194880-61700-X	COVER ASSY, DUST	1	1			
9	1	194197-61731	CLAMP, AIR CLEANER	1	1			
10	1	194440-61741	ROD, BATTERY CLAMP	2	2			
11	1	194440-61750	FELT, AIR CLEANER	1	1			
12	1	194440-61820	LEVER, LOCK	2	2			
13	1	194440-61831	SPRING, HOOD LOCK	2	2			
14	1	194305-61920	PAD, (RUBBER)	1	1			
15	1	194305-61930	PAD, (RUBBER)	2	2			
16	1	194432-61940	PAD, (RUBBER)	1	1			
17	1	194446-61940	PAD, (RUBBER)	1	1			
18	1	194880-61450	PAD, (RUBBER)	1	1			
I	18-1	1	194880-61450 PAD, (RUBBER)	2	2			K
		(A=FROM 1ST) (B=FROM 1ST)						
19	1	22157-060000	WASHER 6	4	4			
20	1	22417-200300	COTTER PIN 2.0X30	2	2			
21	1	26016-080122	BOLT M 8X 12	2	2			
I	21-1	1	26106-080122 BOLT M 8X 12 PLATED	2	2			N
		(A=FROM 1ST) (B=FROM 1ST)						
22	1	26106-100202	BOLT M10X 20 PLATED	2	2			
23	1	26106-080162	BOLT M 8X 16 PLATED	8	8			
24	1	26106-080402	BOLT M 8X 40 PLATED	1	1			
25	1	26116-120252	BOLT M12X 25 PLATED	2	2			
26	1	26716-060002	NUT M 6	2	2			
27	1	26716-080002	NUT M 8	2	2			
28	1	26716-120002	NUT M12	2	2			
29	1	194990-22050	NUT W/WASHER 8	2	2			
30	1	194990-22140	NUT W/WASHER 8	2	2			
31	1	194162-58830	GROMMET 20	2	2			
32	1	194405-61501-S	DASHBOARD ASSY	1	1			
I	33-1	1	194880-61550 PLATE ASSY, AIR CUT	1	1			
34	1	194440-61550	GASKET, HOOD	2	2			
35	1	194145-61560	RUBBER, CUSHION	2	2			
36	1	194190-61560	RIVET 5X6	4	4			
37	1	194305-61611-X	PANEL, DASHBOARD	1	1			
38	1	194420-61640	SCREW M 5X 16	5	5			
39	1	194420-61640	SCREW M 5X 16	4	4			
40	1	194420-61640	SCREW M 5X 16	2	2			
41	1	194420-61640	SCREW M 5X 16	4	4			
42	1	194145-61650	NUT M5	5	5			
43	1	194145-61650	NUT M5	4	4			
44	1	194145-61650	NUT M5	2	2			
45	1	194145-61650	NUT M5	6	6			
46	1	194305-61681-S	COVER, DASHBOARD	1	1			

Fig.47. HOOD

(A)=YM143-HK
(B)=YM143D-HK
(C)=

(D)=
(E)=
(F)=

Fig. 47 HOOD



REF.	LEV.	PARTS NO.	DESCRIPTION	QTY						I	R
				(A)	(B)	(C)	(D)	(E)	(F)		
47	1	194305-61771-S	GUARD ASSY, FOOT	1	1						
48	1	194405-61810-X	COVER, TRANSMISSION	1	1						
49	1	194305-61860-S	COVER, SIDE	1	1						
50	1	194305-61870-S	COVER, SIDE	1	1						
51	1	194324-62310	CAP 4.5, RUBBER	4	4						
52	1	194145-64430	GROMMET 12	1	1						
53	1	26106-080162	BOLT M 8X 16 PLATED	2	2						
54	1	26106-080122	BOLT M 8X 12 PLATED	6	6						
55	1	26106-080162	BOLT M 8X 16 PLATED	4	4						
56	1	26106-060122	BOLT M 6X 12 PLATED	4	4						
57	1	26106-060122	BOLT M 6X 12 PLATED	4	4						
58	1	26106-080162	BOLT M 8X 16 PLATED	2	2						
59	1	26106-080162	BOLT M 8X 16 PLATED	2	2						
60	1	194515-62450	PIPE, AIR BREATHER	1	1						
61	1	194205-63550	BREATHER, AIR	1	1						
62	1	23080-012000	CLAMP 12	2	2						
I 63	1	194145-61650	NUT M5	4	4						W

(A)=FROM 1ST) (B)=FROM 1ST)

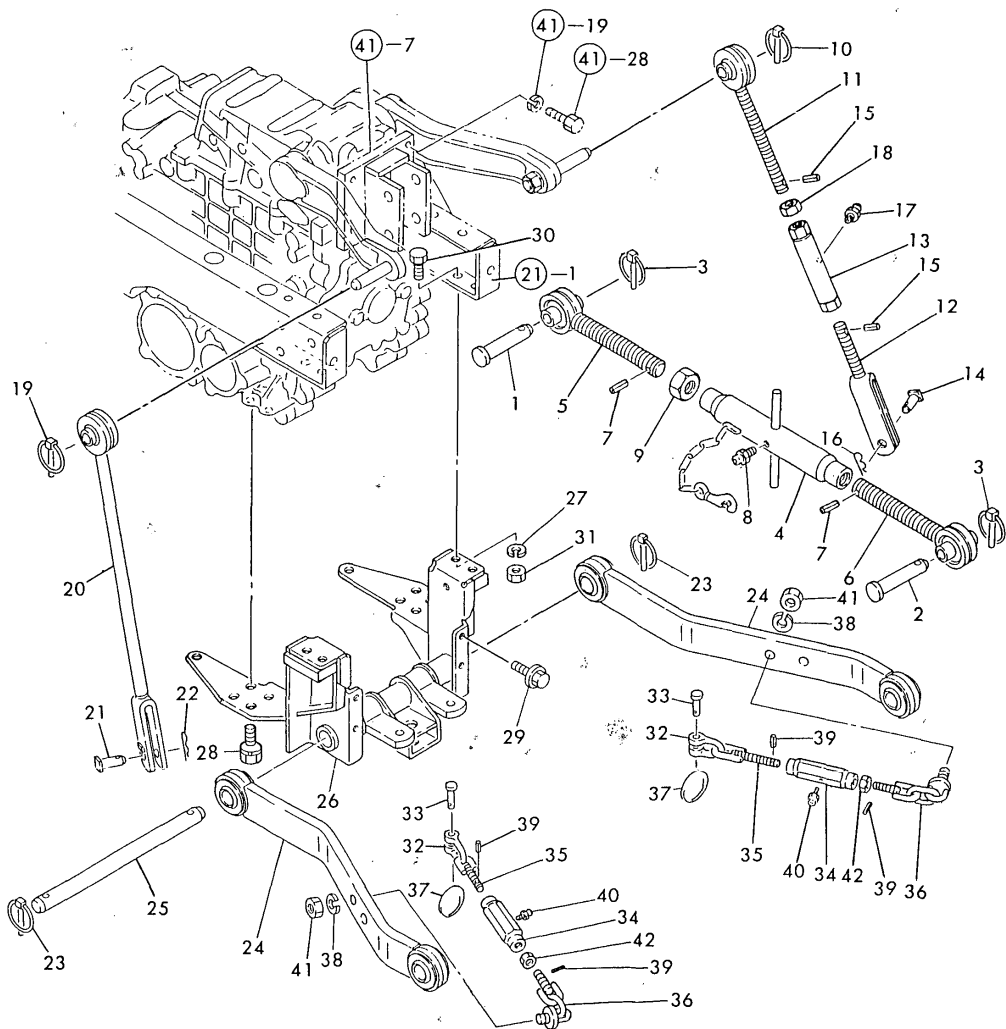
Remarks
(M) MISPRINT.

Fig.48. THREE-POINT HITCH

(A)=YM143-HK
(B)=YM143D-HK
(C)=

(D)=
(E)=
(F)=

Fig. 48 THREE-POINT HITCH



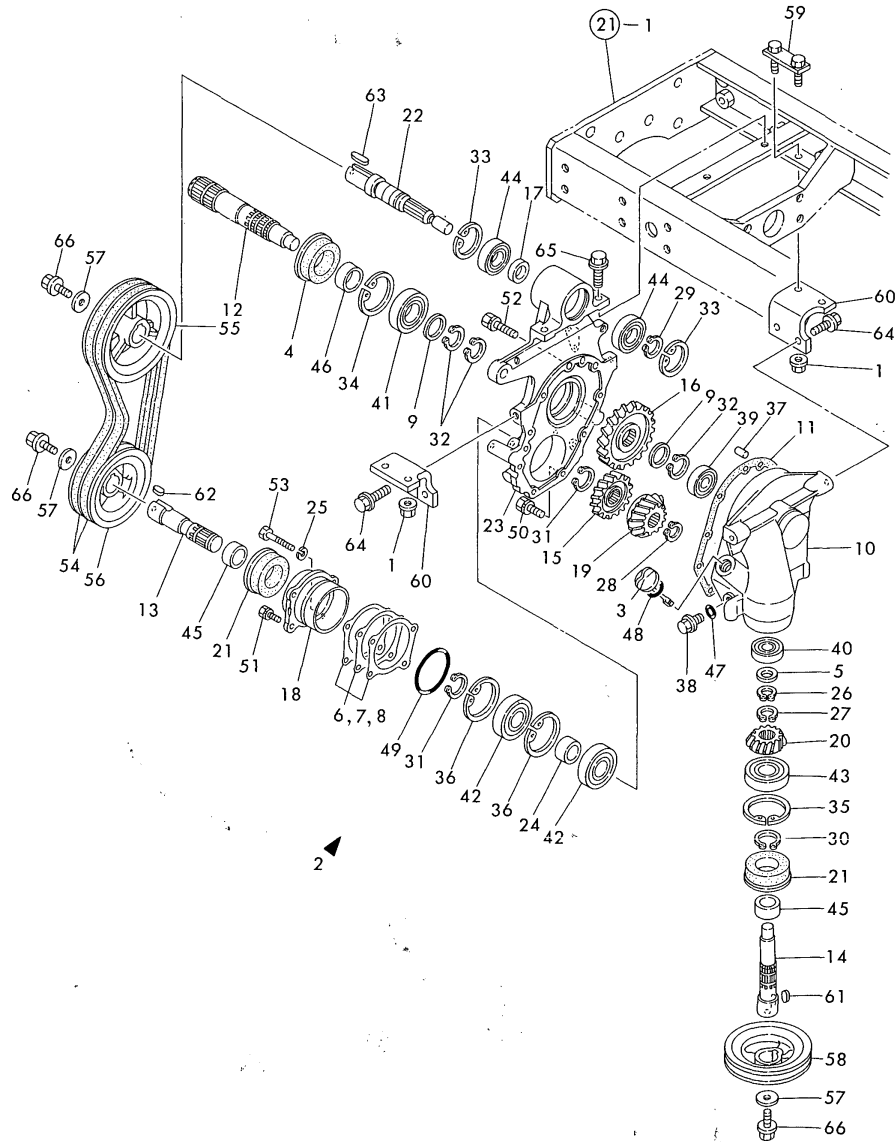
REF.	LEV.	PARTS NO.	DESCRIPTION	QTY						I	R
				(A)	(B)	(C)	(D)	(E)	(F)		
1	1	195080-15060	PIN, HITCH	1	1						
2	1	194150-71230	PIN, TOP LINK	1	1						
3	1	794130-71410	PIN ASSY,BALL SOCKET	2	2						
4	1	194446-71500	TURNBUCKLE	1	1						
5	1	194446-71600-X	EYE-BOLT (R)	1	1						
6	1	194446-71700-X	EYE-BOLT (L)	1	1						
7	1	22351-040024	SPRING PIN 4X24	2	2						
8	1	24761-010000	NIPPLE M6F, GREASE	1	1						
9	1	26756-240002	LOCK NUT M24 PLATED	1	1						
10	1	794130-71410	PIN ASSY,BALL SOCKET	1	1						
11	1	194305-72200-X	EYEBOLT W/BALL	1	1						
12	1	194305-72220-X	YOKE, LIFT LINK	1	1						
13	1	194305-72240-X	TURNBUCKLE	1	1						
14	1	194145-72550	PIN, LIFT YOKE	1	1						
15	1	22351-040020	SPRING PIN 4X20	2	2						
16	1	22360-140000	SNAP PIN 14	1	1						
I 16-1	1	22372-140000	SNAP PIN 14	1	1						R
				(A=T/# 10007)		(B=T/# 10003)					
17	1	24761-010000	NIPPLE M6F, GREASE	1	1						
18	1	26756-180002	LOCK NUT M18 PLATED	1	1						
19	1	794130-71410	PIN ASSY,BALL SOCKET	1	1						
20	1	194305-72300-X	LINK ASSY, LIFT	1	1						
21	1	194145-72550	PIN, LIFT YOKE	1	1						
22	1	22360-140000	SNAP PIN 14	1	1						
I 22-1	1	22372-140000	SNAP PIN 14	1	1						R
				(A=T/# 10007)		(B=T/# 10003)					
23	1	794130-71410	PIN ASSY,BALL SOCKET	2	2						
24	1	194305-73101	LINK ASSY, LOWER	2	2						
25	1	194305-73150-U	PIN, LOWER LINK	1	1						
26	1	194305-73201-X	BRACKET, LOWER LINK	1	1						
27	1	22217-120000	WASHER 12,SPRING	4	4						
28	1	26013-120302	BOLT W/WASHER M12X30	6	6						
I 29	1	26106-060122	BOLT M 6X 12 PLATED	6	6						Z
				(A=FROM 1ST)		(B=FROM 1ST)					
30	1	26116-120252	BOLT M12X 25 PLATED	4	4						
31	1	26716-120002	NUT M12	4	4						
32	1	194080-74621-U	BODY (SA10), SHACKLE	2	2						
33	1	194080-74631	PIN (SA10), SHACKLE	2	2						
34	1	194286-74680-U	TURNBUCKLE, CHAIN	2	2						
35	1	194286-74720-U	EYE BOLT	2	2						
36	1	194292-74800-U	CHAIN, CHECK	2	2						
37	1	194145-75250	RING	2	2						
38	1	22217-140000	SPRING WASHER 14	2	2						
39	1	22351-040014	SPRING PIN 4X14	4	4						
40	1	24761-010000	NIPPLE M6F, GREASE	2	2						
41	1	26716-140002	NUT M14	2	2						
42	1	26756-140002	LOCK NUT M14 PLATED	2	2						

Fig.49. FRONT P.T.O.

(A)=YM143-HK
(B)=YM143D-HK
(C)=

(D)=
(E)=
(F)=

Fig. 49 FRONT P.T.O.

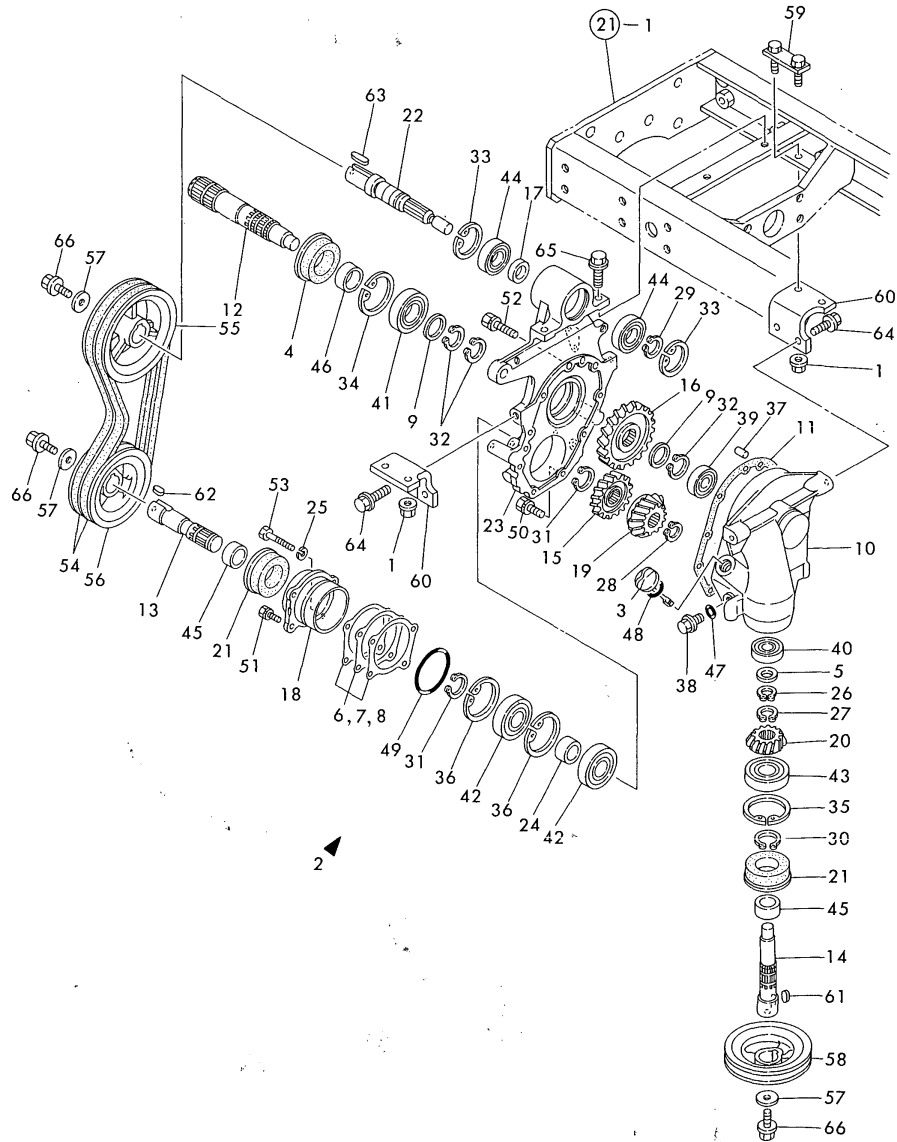


Remarks
(1) USE THE PROPER PART BY CAREFULLY CHOOSING.

REF.	LEV.	PARTS NO.	DESCRIPTION	QTY						I	R
				(A)	(B)	(C)	(D)	(E)	(F)		
1	1	194990-22150	NUT W/WASHER 10	4	4						
2	1	194880-83010-X	CASE ASSY, FRONT PTO	1	1						
3	2	194311-13630	PLUG 20	1	1						
4	2	1C6320-24370	SEAL TCFY 35 62 12.3	1	1						
5	2	194312-25270	SPACER 20X30X1.6	1	1						
6	2	194190-25270	SHIM T=0.2	2	2						1
7	2	194190-25280	SHIM T=0.3	2	2						1
8	2	194190-25290	SHIM T=0.5	2	2						1
9	2	194312-25470	SPACER 30X40X2	2	2						
10	2	194405-83112	HOUSING, GEAR	1	1						
11	2	194405-83132	GASKET, (NON-ASB.)	1	1						
12	2	194405-83142	SHAFT, FRONT P.T.O	1	1						
13	2	194115-83150	SHAFT, DRIVE	1	1						
14	2	194405-83161	SHAFT, DRIVE	1	1						
15	2	194405-83171	PINION, DRIVE	1	1						
16	2	194405-83180	GEAR, DRIVE	1	1						
17	2	194115-83190	COLLAR 27.6X34X21.5	1	1						
18	2	194405-83191	RETAINER	1	1						
19	2	194405-83213	GEAR, BEVEL DRIVEN	1	1						
20	2	194405-83224	GEAR, BEVEL DRIVEN	1	1						
21	2	194405-83281	SEAL TCFY306214, OIL	2	2						
22	2	194880-83280	SHAFT, MAIN DRIVE	1	1						
23	2	194880-83310	COVER, HOUSING	1	1						
24	2	194405-83710	COLLAR 27.6X34X15	1	1						
25	2	22217-080000	SPRING WASHER 8	1	1						
26	2	22242-000200	CIRCLIP 20	1	1						
27	2	22242-000240	CIRCLIP 24	1	1						
28	2	22242-000240	CIRCLIP 24	1	1						
29	2	22242-000250	CIRCLIP 25S	1	1						
30	2	22242-000290	CIRCLIP 29	1	1						
31	2	22242-000290	CIRCLIP 29	2	2						
32	2	22242-000290	CIRCLIP 29	3	3						
33	2	22252-000520	CIRCLIP 52	2	2						
34	2	22252-000620	CIRCLIP 62(H)	1	1						
35	2	22252-000620	CIRCLIP 62(H)	1	1						
36	2	22252-000620	CIRCLIP 62(H)	2	2						
37	2	22312-080180	PARALLEL PIN 8X16	2	2						
38	2	23491-140002	PLUG 14	1	1						
39	2	24101-062044	BALL BEARING	1	1						
40	2	24101-062044	BALL BEARING	1	1						
41	2	24101-062064	BALL BEARING	1	1						
42	2	24101-063054	BEARING #6305	2	2						
43	2	24101-063054	BEARING #6305	1	1						
44	2	24104-062054	BALL BEARING	2	2						
45	2	24163-250160	COLLAR 25X30X16	2	2						
46	2	24163-305170	COLLAR 30X35X17	1	1						
47	2	24311-000160	O-RING 1A P-16.0	1	1						
48	2	24311-000220	O-RING 1A P-22.0	1	1						
49	2	24321-000700	O-RING 1A G70	1	1						
50	2	26013-080202	BOLT W/WASHER M8X20	7	7						
51	2	26013-080202	BOLT W/WASHER M8X20	3	3						

Fig.49. FRONT P.T.O.

Fig. 49 FRONT P.T.O.



(A)=YM143-HK
(B)=YM143D-HK
(C)=

(D)=
(E)=
(F)=

REF.	LEV.	PARTS NO.	DESCRIPTION	QTY						I	R
				(A)	(B)	(C)	(D)	(E)	(F)		
52	2	26013-080452	BOLT M 8X 45	1	1						
53	2	26116-080552	BOLT M 8X 55 PLATED	1	1						
54	1	194405-83231	V-BELT	2	2						
55	1	194115-83250	PULLEY D150.5 2GV	1	1						
56	1	194115-83260	PULLEY D130 2GV	1	1						
57	1	194800-83260	WASHER 11X37X4.5	3	3						
58	1	194405-83290	PULLEY D130	1	1						
59	1	194115-83311	U-BOLT M10	2	2						
60	1	194880-83330	STAY, FRONT PTO CASE	2	2						
61	1	22512-070200	KEY 7X 20	1	1						
62	1	22512-070260	KEY 7X 26	1	1						
63	1	22512-070380	KEY 7X 38	1	1						
64	1	26106-100252	BOLT M10X 25 PLATED	4	4						
65	1	26106-100252	BOLT M10X 25 PLATED	2	2						
66	1	26106-100252	BOLT M10X 25 PLATED	3	3						

Remarks

(1) USE THE PROPER PART BY CAREFULLY CHOOSING.

N:Old $\xrightarrow{\text{Yes}}$ New, Q:Old $\xrightarrow{\text{No}}$ New, R:Old $\xrightarrow{\text{Yes}}$ New, S:Old $\xrightarrow{\text{No}}$ New, W:Add, Z:Discontinued, F:Interchangeable by set, K:Q'ty Change

Part Number Index

All parts are stipulated in the order of part numbers.

(Depending on the area in which the part is used.)

This index will display the location of the part according to each part number.

PARTS No. INDEX

PARTS No.	Fig.	Ref.No.
101304-59020	12	17
102100-67080	13	106
102103-55520	12	6
104200-55321	12	2
104200-55330	12	3
104200-55750	12	13
104200-59170	12	23
	17	28
104264-59030	12	18
		21
105010-11230	4	33
		37
105025-59550	11	86
105225-22400	8	24
105546-51330	11	29
105582-59150	12	22
105840-67300	5	16
106430-59560	12	20
110250-53410	41	58
110250-53430	41	59
110250-55610	12	7
114250-11120	4	13
114250-11180	4	14
114250-11190	4	15
114250-53130	11	56
114250-53400	11	58
119000-77230	15	10
119000-77711	16	3
119225-01340	1	21
	17	17
119225-13150	6	7
119225-14200	7	8
119225-34810	1	28
119225-35300	9	14
119225-42020	10	12
	17	27
119225-42051	10	4
119225-42120	10	5
119225-51100	11	4
119225-51300	11	26
119225-59810	11	70
119256-03730	5	11
119256-03740	5	12
119256-03760	5	13
119256-11350	5	1
119256-44760	10	17
119259-01610	3	1
119259-07900	4	2
119259-12200	6	19
119259-13120	6	5

PARTS No.	Fig.	Ref.No.
119259-13500	6	15
119259-21590	8	8
119259-42000	10	1
119259-44500	10	26
119259-44540	10	27 A
119259-44570	10	27
119259-49010	10	39
119259-49020	10	40
119259-66900	13	96
119259-77200	15	1
119259-77210	15	6
119259-77220	15	9
119259-77230	15	14
119259-77240	15	11
119259-77250	15	12
119259-77330	15	18
119259-77340	15	15
119260-01200	1	20
119260-01510	2	4
119260-02020	1	10
119260-02410	1	19
119260-03020	5	6
119260-03031	5	7
	17	19
119260-07900	4	1
119260-11100	4	11
119260-11110	4	12
119260-11200	4	27
119260-11240	4	28
119260-11260	4	39
119260-11270	4	40
119260-11280	4	41
119260-11310	5	10
	17	20
119260-11340	4	16
	17	21
119260-11370	4	17
119260-11800	4	24
119260-13110	6	8
	17	25
119260-13202	6	6
	17	26
119260-14100	7	4
119260-14200	7	6
119260-14400	7	7
119260-14580	7	1
119260-21200	8	3
119260-22300	8	23
119260-23200	8	34
119260-23910	8	37

PARTS No.	Fig.	Ref.No.
119260-25100	7	15
119260-25900	7	12
119260-32000	9	1
119260-34810	1	29
119260-49530	10	19
119260-49800	10	20
119260-59520	11	84
119260-59530	11	85
119260-59820	11	74
119260-59830	11	78
119260-66580	13	64
119263-01590	2	11
119263-26000	2	28
119270-12100	6	2
119270-12110	6	1
	17	24
119270-22091	8	15
119305-35150	9	13
119454-01721	3	14
119462-01770	3	10
119462-21650	8	12
119462-35080	9	23
119462-59190	12	24
119600-11450	4	21
	17	22
119600-11460	4	22
	17	23
119600-52021	11	47
119600-61100	13	3
119600-61200	13	4
119600-61520	13	39
119600-61540	13	41
119600-61900	13	47
119600-66020	13	58
119600-66521	13	67
119600-66681	13	68
119600-66720	13	69
119600-66840	13	95
119610-61200	13	13
119620-01620	3	5
119620-01800	2	13
	17	4
119620-01950	2	16
	17	5
119620-02450	7	5
119620-11350	4	19
119620-21941	8	14
119620-25912	7	20
119620-34822	1	30
119620-42350	10	15

PARTS No.	Fig.	Ref.No.
119620-51170	11	7
119620-51180	11	8
119620-51190	11	9
119620-51250	11	14
119620-51340	11	30
119620-51350	11	31
119620-51370	11	32
119620-51450	11	33
119620-51461	11	34
119620-51510	11	36
119620-51650	11	38
119620-51660	11	39
119620-51670	11	40
119620-51680	11	41
119620-51700	11	10
119620-53000	11	50
119620-53080	11	53
119620-53100	11	54
119620-53120	11	55
119620-53140	11	57
119620-59700	11	89
119621-21680	8	13
119621-66051	13	59
119621-66091	13	49
119629-49080	10	44
119629-59910	12	15
119629-66510	13	61
119642-59540	11	82
119642-59550	11	87
119642-59570	11	88
119645-77820	16	2
119650-59010	12	16
119656-03800	5	15
119656-42291	10	14
119656-61500	13	26
119656-66910	2	40
119660-01551	2	9
119660-01562	2	10
	17	2
119660-01570	2	7
119660-01640	3	6
119660-01911	2	14
119660-25022	7	13
119660-25052	7	14
119660-32020	9	11
	17	7
119660-51500	11	35
119660-51530	11	37
119660-61013	13	15
119660-61052	13	16

PARTS No. INDEX

PARTS No.	Fig.	Ref.No.
119660-61052	17	10
119660-61060	13	1
119660-61071	13	2
	17	11
119660-61121	13	10
119660-61140	13	11
119660-61150	13	12
119660-61300	13	8
119660-61341	13	9
119660-61460	13	17
119660-61491	13	25
119660-61512	13	38
119660-61651	13	42
119660-61901	13	48
119660-66072	13	51
119807-26010	40	1
119810-55340	12	4
119810-55700	12	12
119840-61870	13	56
119859-55600	12	1
119860-12500	6	20
119860-12510	6	21
119860-12540	6	22
119860-12550	6	24
119860-12560	6	25
119865-77011	14	1
121111-21501	8	7
121250-03783	5	14
121250-44590	10	27 B
121250-44901	10	47
121250-55600	12	14 A
121254-55510	12	5
121267-49500	10	46
121450-01560	2	5
		27
121450-42450	10	24
121450-44531	10	30
121450-61520	13	40
121468-44510	10	28
121468-44540	10	33
121470-44581	10	34
121520-01851	11	93
	17	33
121550-49111	1	26
121575-66830	13	94
121579-44580	10	35
121750-59890	46	14
121850-11860	4	8
124060-01050	1	4
124060-21600	8	11

PARTS No.	Fig.	Ref.No.
124066-59100	11	83
124085-02220	3	8
	17	6
124160-01751	2	25
	5	4
124160-11360	5	21
124160-39450	1	25
124190-11080	4	26
124190-11090	4	25
124240-01883	2	31
	17	34
124250-03640	13	114
124450-44560	10	31
124450-44740	10	16
124465-44950	10	25
		48
	17	31
124550-59820	11	91
124550-66370	13	60
124550-77030	14	24
124574-12550	6	26
124756-67510	13	99
124766-59050	12	19
	19	13
		20
124772-66750	13	93
124936-59090	10	27 C
124950-21230	8	10
129100-01580	3	2
	8	6
129100-61460	13	62
129100-61930	13	57
129107-13550	6	16
	17	16
129150-12520	6	23
129150-35350	9	22
129150-49080	10	42
129150-59120	11	66
129150-59130	11	69
129150-91400	2	36
129155-51280	13	14
	17	8
129155-61480	13	20
129155-61580	13	71
129155-61590	13	72
129155-61830	11	65
	17	29
129155-77801	16	1
129155-77810	16	4
129155-77920	16	5

PARTS No.	Fig.	Ref.No.
129156-61600	13	73
129350-26490	2	30
129400-92400	17	36
129550-49090	10	45
129550-49100	10	41
129555-61800	13	74
129795-67310	13	98
135210-61090	13	116
172112-41980	32	29
172732-25750	37	8
174307-51700	13	27
178070-10400	40	12
194080-15420	27	15
194080-15430	27	16
194080-15440	27	17
194080-15450	27	18
194080-15460	27	19
194080-37781	38	28
	39	7
194080-74621-U	48	32
194080-74631	48	33
194115-11230	21	5
194115-11240	21	6
194115-13210	21	21
194115-15100	27	1
194115-15110	27	2
194115-15140	27	3
194115-15250	27	6
194115-15500	27	22
194115-15610	27	32
194115-16120	27	41
194115-16130	27	42
194115-24230	37	6
194115-26110	31	3
194115-26610	31	13
194115-27700	33	18
194115-27720	33	20
194115-33160	36	17
194115-34190	37	24
194115-34760	37	16
194115-36611	38	2
194115-36650	38	3
194115-36660	38	5
194115-36710	38	6
194115-36720	38	7
194115-36810	38	8
194115-36820	38	9
194115-37740	39	5
194115-44510	42	13
194115-83120	20	5

PARTS No.	Fig.	Ref.No.
194115-83150	49	13
194115-83190	49	17
194115-83240	20	10
194115-83250	49	55
194115-83260	49	56
194115-83311	49	59
194115-83390	20	18
194115-83451	20	21
194115-83510	20	24
194116-14610	24	11
194130-15470	27	21
194130-37560	38	24
194130-44480	42	12
194130-61570	28	3
194130-62180	21	11
194145-04302	19	2
194145-04311	19	3
194145-04322	19	4
194145-04351	19	5
194145-04460	19	6
194145-04521	19	7
194145-04810	47	1
194145-11350	22	5
194145-15651	27	33
194145-61560	47	35
194145-61570	20	14
194145-61650	47	42
		43
		44
		45
		63
194145-64430	47	52
194145-72550	48	14
		21
194145-75250	48	37
194150-01270	18	6
194150-12410	25	13
194150-12410-U	22	31
194150-22480	38	15
	39	2
194150-37530	38	17
194150-37570	38	25
194150-45320	41	53
194150-45340	41	54
194150-45361	41	55
194150-51620	24	7
194150-52160	46	48
194150-52170	46	49
194150-71230	48	2
194151-11640	22	14

PARTS No. INDEX

PARTS No.	Fig.	Ref.No.
194151-11650	22	15
194151-11660	22	8
194151-11670	22	34
194151-11840	22	10
194151-11860	22	11
194151-12610-X	22	36
194151-12620-X	22	37
194151-36670	25	42
194151-37730-U	38	26
	39	4
194151-37771	38	27
	39	6
194151-42810	41	7
194151-42832	41	8
194151-45370	41	56
194151-46261	41	57
194151-46640	41	48
194151-47760	44	20
194151-57210	46	36
194155-27810	33	22
194155-52160	46	21
194155-55820	46	52
194162-58830	47	31
194170-45220	43	9
194170-45230	43	10
194170-45321	43	11
194170-45330	43	12
194170-45350	43	13
194170-45360	43	14
194170-45370	43	15
194170-45430	43	16
194170-45440	43	17
194170-45520	43	19
194170-45530	43	20
194170-45550	43	21
194170-45560	43	22
194170-45610	41	31
194170-45700	41	37
194170-45710	41	38
194170-45720	41	39
194170-45730	41	40
194170-45740	41	41
194170-47440	44	8
194170-51210	46	6
194170-52130	46	23
194170-52150	46	25
194170-52160	46	26
194170-52170	46	27
194170-55120	46	50
194170-55150	46	53

PARTS No.	Fig.	Ref.No.
194180-01530	18	10
		24
194190-11520	25	16
194190-25270	49	6
194190-25280	49	7
194190-25290	49	8
194190-56900	46	46
194190-61250	47	5
194190-61560	47	36
194191-13220	21	22
194191-13232	21	23
194191-13240	21	24
194191-13420	25	17
194191-28480	34	12
194195-45620	41	32
194195-45630	41	33
194195-45640	41	34
194195-45650	41	35
194195-45660	41	36
194195-46260	41	42
194197-21170	29	1
194197-24370	29	6
194197-25810	30	24
194197-25930	31	2
194197-27681	32	27
	33	8
		17
	34	1
194197-31510	35	6
194197-32100	35	9
194197-32350	35	16
194197-32360	35	17
194197-32370	35	18
194197-44250	42	8
194197-44260	42	9
194197-44610	42	14
194197-61731	47	9
194197-61930	21	9
194200-34750	37	15
194205-42280	41	6
194205-63550	47	61
194208-47420	44	7
194208-47440	44	9
194208-47510	44	14
194208-47530	44	15
194208-47550	44	16
194208-47570	44	17
194208-47850	44	21
194208-47860	44	22
194215-25330	30	11

PARTS No.	Fig.	Ref.No.
194215-25910	30	32
194215-27500	33	2
194215-43310	42	1
194217-36650	38	4
194240-52210	46	30
194241-15310	27	12
194241-15350	27	14
194241-28170	30	15
194250-51650	19	19
	46	12
194250-51660	28	38
	46	13
194262-15170-X	27	5
194274-13570	25	24
194275-45340	41	30
194275-61450	47	7
194278-12650	22	44
194286-74680-U	48	34
194286-74720-U	48	35
194292-74800-U	48	36
194300-24130	41	2
194300-31520	35	10
194300-31610	35	7
194300-32210	23	25
194300-32570	37	7
194300-33200	36	18
194300-37570	32	28
194300-43330	42	2
194300-44210	42	6
194300-44230	42	7
194301-11720	23	8
194301-11800	23	9
194301-11890	23	17
194301-11900	23	18
194301-11910	23	19
194305-01100-U	18	2
194305-01150	18	3
194305-11200-X	22	1
194305-22230	28	15
		20
194305-22260	28	19
194305-22270	28	22
194305-22350-X	28	29
194305-22401-X	28	33
194305-24110-X	29	2
194305-24181	29	24
194305-24350-X	29	4
194305-24361	29	5
194305-24410	29	35
194305-24421	29	36

PARTS No.	Fig.	Ref.No.
194305-24930	29	29
194305-24970-X	29	30
194305-25130	30	3
194305-25160	30	6
194305-25510	30	18
194305-25520	30	19
194305-25820	30	26
194305-25830	26	14
	30	27
194305-25840	30	28
194305-25920	30	33
194305-25930	30	34
194305-25940	30	35
194305-26120	31	4
194305-26501	31	12
194305-27200	32	12
194305-27240	32	14
194305-27251	32	15
194305-27260	32	16
194305-27342	32	26
194305-27351-U	32	20
194305-27410	32	24
194305-27510	33	3
194305-27520	33	4
194305-27530	33	5
194305-27540	33	28
194305-27550	33	7
194305-27710-X	33	19
194305-27731	33	21
194305-32300-X	35	15
194305-32601	36	2
194305-32621	36	3
194305-32650	36	4
194305-33110	36	13
194305-33130	36	14
194305-33140-X	36	15
194305-33150	36	16
194305-33430	37	2
194305-34100-X	37	9
194305-34110-X	37	10
194305-34170	37	11
194305-34320-X	36	5
194305-34710-Q	37	12
194305-36851	38	10
194305-37460-X	38	20
194305-37500-X	38	21
194305-37520	28	37
	38	22
	39	3
194305-37550	38	23

PARTS No. INDEX

PARTS No.	Fig.	Ref.No.
194305-42100-X	41	1
194305-42120	41	4
194305-42151	41	5
194305-42210-X	44	1
194305-42221	44	2
194305-43200-X	41	9
194305-43410	42	4
194305-44110	42	5
194305-44410-X	42	10
194305-44420-X	42	11
194305-45101	43	1
194305-45120	43	2
194305-47110-X	44	3
194305-47380	44	5
194305-47450	44	11
194305-47490	44	13
194305-47710	44	19
194305-48300-X	45	25
194305-48310	45	26
194305-48320	45	27
194305-48330	45	28
194305-48350	45	32
194305-48370	45	34
194305-51210	46	7
194305-58110-U	47	3
194305-61321-X	47	6
194305-61611-X	47	37
194305-61681-S	47	46
194305-61771-S	47	47
194305-61860-S	47	49
194305-61870-S	47	50
194305-61920	47	14
194305-61930	47	15
194305-72200-X	48	11
194305-72220-X	48	12
194305-72240-X	48	13
194305-72300-X	48	20
194305-73101	48	24
194305-73150-U	48	25
194305-73201-X	48	26
194306-12312	22	19
	25	1
194306-12352	22	25
	25	7
194306-13100	23	1
194306-13130	23	4
194306-13140	23	5
	30	1
194306-13330-X	24	3
194306-13340	24	4

PARTS No.	Fig.	Ref.No.
194306-13350	24	5
194306-13360	24	6
194306-13400	23	20
194306-13451	23	24
194306-13511	23	32
194306-13601	25	19
194306-13630	25	25
194306-13640	25	26
194306-13650	25	27
194306-13711	25	33
194306-13721	25	34
194306-13740	25	36
194306-13750	25	37
194306-13760	25	38
194306-13811	25	39
194306-13821	25	40
194306-13830	25	41
194306-13850	26	1
194306-13950	26	3
194306-14120	26	9
194306-14130	26	10
194306-14151	26	12
194306-14641-X	24	12
194306-28210	34	2
194306-28220	34	3
194306-28240	34	5
194306-28320	34	9
194306-28330	34	10
194310-04250-U	19	9
194310-15320	27	13
194310-24660	29	7
194310-27180	32	11
	33	1
		16
194310-37560	31	14
194310-46350	41	14
194310-46380	41	15
194310-46730	41	16
194310-47870	44	23
194311-13630	49	3
194311-28230	34	4
194312-25270	49	5
194312-25470	49	9
194312-46630	41	47
194312-46750	29	10
194320-25340	26	4
194322-24980	29	31
194324-62310	47	51
194340-21700	28	7
194340-57100	46	33

PARTS No.	Fig.	Ref.No.
194357-21400	28	6
194357-22501	28	36
194357-83160	20	7
194357-83170	20	8
194359-22200	28	12
194359-22210	28	13
194359-22220	28	14
194363-46620	41	46
194370-61990	21	10
194405-21150	28	32
194405-24160-X	29	23
194405-24290	29	3
194405-25121	30	2
194405-25140	30	4
194405-25150	30	5
194405-25310	30	9
194405-25320	30	10
194405-25340	30	12
194405-25360	30	13
194405-25500	30	17
194405-25810	30	25
194405-27100-X	32	5
194405-27120	32	6
194405-27130	32	7
194405-27140	32	8
194405-27170-X	32	10
194405-27211	32	13
194405-27302	32	17
194405-27360	32	21
194405-27390	32	23
194405-27421	32	25
194405-31390	35	1 A
194405-33400	37	1
194405-33510	37	5
194405-38400-X	39	8
194405-38410	39	9
194405-38450	39	13
194405-38500	39	14
194405-38550	39	16
194405-38610	39	17
194405-38650	39	18
194405-38670	38	29
194405-47470	44	12
194405-48260	45	8
194405-51122	46	4
194405-51420	46	10
194405-57200	46	35
194405-57210	46	37
194405-57220	46	38
194405-61501-S	47	32

PARTS No.	Fig.	Ref.No.
194405-61611	46	63
194405-61810-X	47	48
194405-83112	49	10
194405-83132	49	11
194405-83142	49	12
194405-83161	49	14
194405-83171	49	15
194405-83180	49	16
194405-83191	49	18
194405-83213	49	19
194405-83224	49	20
194405-83231	49	54
194405-83281	49	21
194405-83290	49	58
194405-83431	20	20
194405-83461	20	22
194405-83660	20	29
194405-83710	49	24
194405-83910	30	16
194405-83920	30	21
194406-13520	23	33
194406-13940	26	2
194406-28251	34	6
194406-28261	34	7
194406-28310	34	8
194406-28331	34	11
194406-31390	35	1 B
194420-01351	18	8
194420-11520	22	4
194420-11880	22	35
194420-12640	22	38
194420-12720	22	39
194420-31850	35	8
194420-52120	46	22
194420-61640	47	38
		39
		40
		41
194432-37540-S	38	18
194432-47390	44	6
194432-56100	46	55
194432-56130	46	61
194432-56150	46	57
194432-56170	46	58
194432-61940	47	16
194440-11360	22	3
194440-11870	22	12
194440-12211-X	22	17
194440-15341	27	29
194440-15810	27	37 -1

PARTS No. INDEX

PARTS No.	Fig.	Ref.No.
194440-22441	28	34
194440-51550	46	19
194440-51630	10	23
194440-52191	46	28
194440-61550	47	34
194440-61741	47	10
194440-61750	47	11
194440-61820	47	12
194440-61831	47	13
194441-13210	23	10
194441-13220	23	11
194441-13230	23	12
194441-13250	23	13
194441-13260	23	14
194446-04112	19	1
194446-26280	31	5
194446-26450	31	8
194446-61940	47	17
194446-71500	48	4
194446-71600-X	48	5
194446-71700-X	48	6
194447-13490	25	18
194447-13650	25	28
194447-13660	25	29
194447-13670	25	30
194447-13680	25	31
194447-13730	25	35
194447-13860	31	1
194447-14140	36	1
194450-48830	46	2
194450-51700	32	30
194464-01190	18	4
194464-15450	27	20
194464-45920	29	8
	41	12
194464-45930	29	9
	41	13
194464-47440	44	10
194464-48310	45	31
194464-52190	46	29
194464-57250	46	62
		68
194490-27150	32	9
194491-13550	25	23
194500-48750	45	9
194515-15150	27	4
194515-25180	30	7
194515-62450	47	60
194521-41570	40	13
194550-46300	41	45

PARTS No.	Fig.	Ref.No.
194550-48190	45	4
194550-51220	46	8
194555-25880	30	20
194555-51200	46	5
194555-77910	29	11
194556-13230	35	5
194670-25370	30	14
		23
194680-51670	45	10
194697-11550	21	8
194697-14110	26	8
194697-14140	26	11
194697-14180	26	13
194730-57220	22	21
		27
	25	3
		9
	27	44
194730-57241	22	22
		28
	25	4
		10
194740-00160	18	1
		1 -1
194740-06080	21	2
194740-10850	35	4
194740-55620	27	24
194750-15250	27	7
194750-15260	27	8
194750-15270	27	9
194750-15280	27	10
194750-15290	27	11
194750-15520	27	23
194800-22311	28	27
194800-22320	28	28
194800-22480	28	35
194800-36550	38	1
194800-51430	46	11
194800-51510	46	18
194800-83260	49	57
194802-01550	18	23
194802-01600	18	9
194802-22260	20	2
	28	16
		21
194802-22270	20	3
	28	17
		23
194820-27370	32	22
194850-13690	25	32

PARTS No.	Fig.	Ref.No.
194860-11000-X	21	1
194860-11010-X	21	3
194860-11020-X	21	4
194860-21100-X	28	1
194860-22110	28	11
194860-48100-X	45	1
194860-48140	45	2
194860-48210-X	45	5
194860-48220	45	6
194860-51410	46	9
194860-83100-X	20	1
194860-83110	20	4
194860-83140	20	6
194860-83220-X	20	9
194861-13300	24	2
194880-01300	18	7
194880-04720	19	12
194880-04740	19	24
194880-11310-X	21	7
194880-11800-X	22	9
194880-12110-X	22	16
194880-15200-X	27	30
194880-16100-X	27	40
194880-37400-X	38	16
194880-47610	44	18
194880-48150-X	45	3
194880-48250	45	7
194880-51110	46	3
194880-52110	46	20
194880-55130	46	51
194880-55160	46	54
194880-61100-S	47	4
194880-61450	47	18
		18 -1
194880-61550	47	33 -1
194880-61600	46	47
194880-61700-X	47	8
194880-83010-X	49	2
194880-83280	49	22
194880-83310	49	23
194880-83330	49	60
194880-83360	20	17
194880-83410	20	19
194880-83470	20	23
194880-83520-X	20	25
194880-83530	20	26
194880-83550	20	27
194880-83590	20	28
194880-83680	20	30
194881-12650	26	7

PARTS No.	Fig.	Ref.No.
194990-20170	32	1
194990-22040	32	2
	46	32
194990-22050	2	32
		41
	6	9
		18
	13	115
	32	3
		4
	39	1
	45	23
	47	29
194990-22120	46	45
194990-22130	47	2
194990-22140	20	13
	47	30
194990-22150	28	2
	49	1
194990-22830	22	32
	25	14
194990-22840	22	33
	25	15
194990-85561	33	9
195040-13320	31	11
195080-15060	48	1
198220-01261	18	5
198220-26410	31	6
198220-26420	31	7
198220-52180	46	44
198221-13410	28	10
198335-38400	39	10
198421-45440	43	18
1C6140-25210	37	13
1C6320-24370	49	4
1E6150-63190	20	15
1E6250-36070	34	13
1E6460-65850	20	16
43400-500400	13	112
43400-500450	3	13
	13	113
719259-01560	1	1
719259-11700	4	4
719259-51300	11	1
719259-92610	17	1
719260-02800	1	11
719260-02870	1	22
719260-02930	1	14
719260-11650	4	31
719260-11660	4	35

PARTS No. INDEX

PARTS No.	Fig.	Ref.No.
719260-21700	8	1
719260-23100	8	31
719260-23600	8	35
719260-23610	8	38
719263-01610	2	1
719270-22501	8	17
719270-22541	8	27
719270-22820	8	25
719620-53700	11	49
794130-71410	48	3
		10
		19
		23
794305-48301	45	24
794861-13300	24	1
X0630412	14	2
X211443001	14	13
X21145312	14	12
X21145352	14	14
		18
X21145867	14	22
X2114631090	14	10
X2114660130	14	20
X211468005	14	21
X21147155	14	7
X211478006	14	19
X21148110	14	3
X21148215	14	11
X21148313	14	16
X21149314	14	17
X211499001	14	15
XM069000000	15	7
XM219230000	15	2
XM329830000	15	3
XM860250000	15	4
XM863720000	15	5
XYSPS400800	15	8

PARTS No.	Fig.	Ref.No.
-----------	------	---------

PARTS No.	Fig.	Ref.No.
-----------	------	---------

PARTS No.	Fig.	Ref.No.
-----------	------	---------



YANMAR CO.,LTD.